

VIENNA · AUSTRIA
SEPTEMBER
13th – 15th, 2017



FEPS 2017

PROGRAM

**JOINT MEETING OF
THE FEDERATION OF EUROPEAN
PHYSIOLOGICAL SOCIETIES AND
THE AUSTRIAN PHYSIOLOGICAL
SOCIETY WITH PARTICIPATION OF
THE CZECH, FRENCH, ITALIAN,
SLOVAK, SLOVENIAN, SWISS AND
TURKISH PHYSIOLOGICAL
SOCIETIES**



WWW.FEPS2017.ORG

CAMPUS der Universität Wien



Welcome Addresses	4	Short Talks 1: High-rated abstracts	44
Acknowledgement	6	Poster Session B	45
Exhibitors and Sponsors	7	B01: Cardiac physiology	45
Committees	8	B02: Vascular physiology	47
General Information	9	B03: Molecular & cellular physiology	49
Social Program	10	B04: Endocrine, neuroendocrine and metabolism	51
Floorplan	11	B05: Sports & exercise physiology	53
Program Overview Wednesday, September 13, 2017	13	B09: Neurobiology	55
Program Overview Thursday, September 14, 2017	14	B12: Sensory and motor neurophysiology	57
Program Overview Friday, September 15, 2017	15	B17: Stem cells	58
		Public Lecture	58
		Congress Dinner	58

Scientific Program

Wednesday, September 13, 2017	16	Friday, September 15, 2017	59
European Young Physiologists' Symposium (EYPS)	16	Plenary Lecture	59
Teaching Symposium: "Has Physiology the right to exist in a 21st century Medical Curriculum"	18	Poster Session C	59
Opening Ceremony	18	C01: Cardiac physiology	59
Plenary Lecture (Rising star lecture)	19	C02: Vascular physiology	61
Symposium 1: Mitochondrial and cell membrane Ca ²⁺ and Na ⁺ signaling in health and disease	19	C03: Molecular & cellular physiology	63
Symposium 2: Structure and function in islets of Langerhans in health and disease	19	C04: Endocrine, neuroendocrine and metabolism	65
Symposium 3: Cerebrovascular disorders: Pathophysiological and pharmacological approaches	21	C05: Sports & exercise physiology	66
Symposium 4: Current developments in the pulmonary circulation	20	C07: Gastrointestinal physiology	68
FEPS Keynote Lecture	21	C14: Ion channels	70
Reception at the Vienna City Hall	23	C15: Other	71
		C16: Neuro-immunology	71
		C18: Teaching & e-learning	72
		Symposium 12: Current trends in cell therapy for functional recovery of the diseased heart	72
		Symposium 13: Place navigation in dynamic world in healthy and disordered brain: focus on cognitive coordination and behavioral flexibility	73
Thursday, September 14, 2017	16	Symposium 14: Cardiovascular oscillations: from signal to physiological interpretation	74
Plenary Lecture	24	Symposium 15: The cellular and molecular mechanisms controlling skeletal muscle plasticity	75
Poster Session A	24	Symposium 16: Exciting mechanisms of neuroglial excitability	76
A01: Cardiac physiology	24	Symposium 17: Monocyte subsets in cardiovascular biology	77
A02: Vascular physiology	26	Symposium 18: Retina Degeneration: New technologies for the bionic retina	78
A04: Endocrine, neuroendocrine and metabolism	28	Short Talks 2: High-rated abstracts	79
A06: Respiratory physiology	30	Poster Session D	81
A07: Gastrointestinal physiology	31	D01: Cardiac physiology	81
A08: Behavioral and cognitive neuroscience	33	D02: Vascular physiology	83
A10: Renal physiology	34	D03: Molecular & cellular physiology	85
A13: Skeletal muscle physiology	36	D06: Respiratory physiology	87
Symposium 5: Exhale negativity-chloride currents in the cardiovascular system	37	D08: Behavioral and cognitive neuroscience	88
Symposium 6: Microvascular mechanisms under different pathophysiological conditions	38	D11: Blood	90
Symposium 7: Recent advances in molecular physiology: metabolomics and beyond	39	D15: Other	92
Symposium 8: Pain induced by local acidosis	40	Plenary Lecture	94
Symposium 9: Brute force and signaling: concepts in vascular mechanotransduction	41	Closing Session	94
Symposium 10: Intracellular Ca ²⁺ -compartments in cardiac physiology and disease	42		
Symposium 11: Pancreas: Physiology and disease	43	Authors' Index	96

Dear Fellow Physiologists,



It is a pleasure and an honor to welcome you to this year's FEPS Congress in Vienna. It is the 14th since 1995 and notably the 7th consecutive one following an annual schedule. Notably, because at a first, and rather fleeting glance, a congress such as this seems out of time for a number of reasons. From the news one could get the impression that Europe, or at least some of its political structures, is somewhat drifting apart. That a meeting with such a strong focus on European science can be sustainably held at alternating locations all over this continent on a regular basis unquestionably proves, though, that on a professional and

operational level Europe is alive and strongly kicking. Conferences in general, and this one is no exception, also underline that in spite of the increasingly pervasive use of all the amenities modern technology offers to facilitate and speed up the transfer of information nothing can beat the personal exchange to discuss research results, generate new scientific ideas in the process, and hopefully initiate fruitful multinational collaborations. And finally, bringing hundreds of researchers together under the broad umbrella "physiology" when there are so many more specialized meetings one can attend shows that there is not only a high demand for an exchange across national, but also professional borders.

So I invite you to use this congress to talk with fellow researchers from other nations and other disciplines in the scientific sessions, during the breaks, and of course while sipping on a *Wiener Melange*, *Einspänner* or *Kleiner Brauner* in one of the famous coffee houses in the beautiful city of Vienna.

Markus Hecker
President of FEPS

Dear Colleagues and Friends – Dear Guests,



It is our great pleasure to welcome you here in Vienna at FEPS 2017, the joint meeting of the Federation of European Physiological Societies, the Austrian Physiological Society, and our conference partners, the Physiological Societies from the Czech Republic, France, Italy, Slovakia, Slovenia, Switzerland, and Turkey. We are eagerly looking forward to this festival of Physiology in the heart of Vienna.

When organizing this meeting we tried to cover all important aspects of Physiology from modern Physiology teaching techniques to Cell- and Molecular Physiology. A special focus will be on Vascular and Cardiac Physiology, on Neuroscience, and on Molecular and Cellular Physiology. As in previous FEPS meetings there will again be a European Young Physiologists' Symposium (EYPS) and a Teaching Symposium on the first day of the meeting. We are pleased to announce that *Acta Physiologica*, the official Journal of FEPS, will sponsor a rising star award at this meeting, and that the winner of this rising star award, Jose Maya-Vetencourt, will deliver a special plenary lecture right after the opening ceremony. What is also new at this FEPS conference is that one of the plenary lectures will be a "public lecture", delivered by Bente Klarlund Pedersen, and open to the interested general public.

We would like to thank all members of the International Scientific Program Committee and abstract reviewers for their most valuable contributions to the organization of the scientific program. Let me also thank the invited keynote speakers Marian Joëls (FEPS lecture), Bente Klarlund Pedersen (public lecture), Martin Biel, Barbara Demeneix, and Lora Heisler for sharing their exciting research with us. Thank you also to all symposium organizers and symposium speakers, and all those who submitted abstracts for oral and poster presentations. Your contributions will assure that the conference will be scientifically challenging, exciting, and enjoyable. Many thanks also to our conference partners, the Physiological Societies from the Czech Republic, France, Italy, Slovakia, Slovenia, Switzerland, and Turkey. It was really a pleasure working with you.

We would also like to thank the Medical University of Vienna and the Federation of Austrian Scientific Societies (VWGÖ) for their valuable support. Special thanks go to the German Physiological Society (DPG), the Scandinavian Physiological Society (SPS), The Physiological Society (UK), and the Austrian Vascular Biology Organization (AVBO) for their financial support. We would also like to thank all those who contributed to the organization of the meeting, especially Kathleen Schäfer (K.I.T. Dresden), Florian Weber (University Vienna), as well as Uma Bulusu, Sabine Komnenovic, and Gabriele Hassan-Kani (all Medical University Vienna).

Last but not least we would like to express our gratitude to all exhibitors and industrial sponsors for their generous support.

Welcome again on behalf of the local organizing committee, enjoy the science and enjoy an exciting conference and a pleasant stay in Vienna.
Sincerely yours,
Margarethe Geiger
Congress President

Acknowledgement

The organizers of FEPS 2017 gratefully acknowledge the collaboration and the support of the following partners:



Exhibitors and Sponsors

We would like to thank the following sponsors and exhibitors for their generous support:

Sponsors

(in alphabetical order)



Exhibitors

(in alphabetical order)

- ADInstruments Ltd, UK
- Accela s.r.o, Czech Republic
- DMT A/S, Denmark
- emka TECHNOLOGIES SAS, France
- LGC Group - ATCC, United Kingdom
- Multi Channel Systems MCS GmbH, Germany
- Springer, Austria
- TSE Systems GmbH, Germany
- World Precision Instruments Germany GmbH, Germany

Committees

Local Organizing Committee

Michael Fischer (Vienna, Austria)
 Margarethe Geiger (Vienna, Austria)
 Nandu Goswami (Graz, Austria)
 Markus Ritter (Salzburg, Austria)
 Marjan Slak Rupnik (Vienna, Austria)
 Johann Wojta (Vienna, Austria)

International Scientific Program Committee

Society	Representatives
FEPS	David Eisner Markus Hecker William Louch Bayram Yilmaz
Austria	Michael Fischer Andrea Olschewski
Czech Republic	Zuzana Červinková Jaroslav Pokorný
France	Luc Pénicaud Emmanuel Letavernier
Italy	Elena Fabbri Marco Linari
Slovakia	Andrea Calkovska Olga Pechanova
Slovenia	Nina Vardjan Helena H. Chowdhury
Switzerland	Simone Camargo
Turkey	Erdal Agar Melek Bor Kucukatay

EYPS Organizing Committee

Alice Assinger (Vienna, Austria)
 Emmanuel Letavernier (Paris, France)
 Burcu Seker (Munich, Germany)
 Nina D. Ullrich (Heidelberg, Germany)

Abstract Reviewers

Vincent Algalarrondo (Clamart, France)
 İnci Alican (Istanbul, Turkey)
 Ahmet Ayar (Trabzon, Turkey)
 Jean-Pierre Benitah (Chatenay-Malabry, France)
 Stéphane Besnard (Caen, France)
 Frédérique Bonnet-Brilhaut (Tours, France)
 Soline Bourgeois (Zurich, Switzerland)
 Christina Boyle (Zurich, Switzerland)
 Andrea Calkovska (Martin, Slovakia)
 Simone Camargo (Zurich, Switzerland)
 Zuzana Cervinkova (Hradec Kralove, Czech Republic)
 Pascal Crenn (Garches, France)
 Jurij Dolenšek (Maribor, Slovenia)
 David Eisner (Manchester, United Kingdom)
 Numan Ermutlu (Istanbul, Turkey)
 Elena Fabbri (Ravenna, Italy)
 Michael Fischer (Vienna, Austria)
 Maud Frieden (Geneva, Switzerland)
 Margarethe Geiger (Vienna, Austria)
 Marko Gosak (Maribor, Slovenia)
 Nandu Goswami (Graz, Austria)
 Helena Haque Chowdhury (Ljubljana, Slovenia)
 Markus Hecker (Heidelberg, Germany)
 Nati Hernando (Zurich, Switzerland)
 Kamil Javorka (Martin, Slovakia)
 Naim Khan (Dijon, France)
 Ertugrul Kilic (Istanbul, Turkey)
 Ilknur Kozanoğlu (Adana, Turkey)
 Helena Lenasi (Ljubljana, Slovenia)
 Marco Linari (Sesto Fiorentino (Firenze), Italy)
 Xiu-Fen Ming (Fribourg, Switzerland)
 Daniela Mokra (Martin, Slovakia)
 Karen Nolan (Zurich, Switzerland)
 Eser Oz Oyar (Izmir, Turkey)
 Luc Pénicaud (Toulouse, France)
 Jaroslav Pokorny (Praha, Czech Republic)
 Nadege Poncet (Zurich, Switzerland)
 Markus Ritter (Salzburg, Austria)
 Andreas Rössler (Graz, Austria)
 Isabel Rubio (Zurich, Switzerland)
 Maša Skelin Klemen (Maribor, Slovenia)
 Marjan Slak Rupnik (Vienna, Austria)

Andraž Stožer (Maribor, Slovenia)
 Nina Vardjan (Ljubljana, Slovenia)
 Ivo Volf (Vienna, Austria)
 Gitta Wanner-Seleznik (Zurich, Switzerland)
 Adrienne Weiss (Zurich, Switzerland)
 Johann Wojta (Vienna Austria)
 Nuray Yazihan (Ankara, Turkey)

Congress Venue

Campus of the University of Vienna
 Auditorium Centre
 Spitalgasse 2-4
 1090 Vienna, Austria

Registration Desk

Opening hours

September 13, 2017: 08:30 – 18:30
 September 14, 2017: 08:00 – 18:30
 September 15, 2017: 08:00 – 18:30

On-site Registration Fees

Regular:	370.00 €
Student/PhD Student:	150.00 €
Congress Dinner:	39.00 €
Day Ticket:	
Regular:	250.00 €
Student/PhD Student:	100.00 €
Congress Dinner:	39.00 €

General Information

Congress President:

Univ.-Prof. Dr. med. univ. Margarethe Geiger
 Medical University of Vienna
 Center for Physiology and Pharmacology
 Institute of Vascular Biology and
 Thrombosis Research
 Schwarzschanerstrasse 17
 1090 Vienna, Austria

Organization

Austrian Physiological Society
 c/o Institute of Vascular Biology
 and Thrombosis Research
 Medical University of Vienna
 Schwarzschanerstrasse 17
 1090 Vienna, Austria
www.physiologie.at

The Federation of European Physiological
 Societies (FEPS)
 c/o Yeditepe University, Faculty of Medicine
 Professor Dr. Bayram Yilmaz /Head of
 Department of Physiology
 Kayisdagi cad. Atasehir 34755
 Istanbul, Turkey
www.feps.org

K.I.T. Group GmbH Dresden
 Bautzner Strasse 117-119
 01099 Dresden, Germany
www.kit-group.org

Industrial Exhibition

Opening hours

September 13, 2017: 10:30 – 17:30
 September 14, 2017: 09:30 – 17:30
 September 15, 2017: 09:30 – 17:30

Abstracts

The congress abstracts will solely be published in electronic form in a supplement of Acta Physiologica. A PDF version is available for download on the congress website. Abstracts are also available via the interactive online program. Out of the highest rated abstracts there have been selected some abstracts for presentation in symposia. These contributions are marked with an (O) in the program.

Badge

Congress badges need to be picked-up on-site at the registration desk upon arrival. All participants must wear the congress identification badge visibly at any time on-site at the venue. Please note that if an attendee loses, misplaces or forgets the name badge, a handling fee of 15.00 € will be charged for a new name badge.

Certificate of Attendance

Certificates of attendance will be sent to every participant by e-mail after the conference.

Certification (The Austrian Medical Association – Österreichische Ärztekammer, ÖAK)

The conference was approved by the Austrian Medical Association for the DFP (Diplomfortbildungsprogramm der Österr. Akademie der Ärzte) with 30 training points.

Please have your ÖAK number ready.

Conference Language

The official language of the conference is English. No simultaneous translation will be provided.

Internet Access

Wireless internet access will be available free of charge. Additionally, the Eduroam wireless network is available throughout the university campus. You will get vouchers at the registration desk.

Instructions for Speakers

Please go to your session room in due time (at least 15 minutes prior to the start of your session). We expect you to submit your presentation in due time directly at the session room - latest during the break before the respective session starts.

Photography and Copyright

Taking pictures and recording any kind in the lecture halls and poster exhibition without the prior written consent of the presenter of the work recorded are prohibited. The official conference photographer is exempt from this rule and will be recording and taking pictures during the conference. If you do not want to be recorded, please address your objection to the conference secretariat.

Social Program**Welcome Reception**

(Wednesday, 13 September 2017 // 19:30)

We invite all conference participants to join us for the Welcome Reception which will take place on Wednesday evening at the Vienna City Hall. It states the perfect opportunity to meet colleagues and friends or start new networks in a relaxed atmosphere.

Meeting Point

Vienna City Hall
Lichtenfelsgasse 2
1010 Vienna
(Public transportation: Subway: Line U2,
Station: Rathaus// Tram: Line 1, 2, D, J)

Congress Dinner

(Thursday, 14 September 2017 // 20:00)

The congress dinner will take place at the Heuriger „Schuebel-Auer“.

Ticket price: 39.00 €

The ticket price includes buffet dinner as well as a selection of drinks (provided on tables). Further drinks and beverages have to be paid extra.

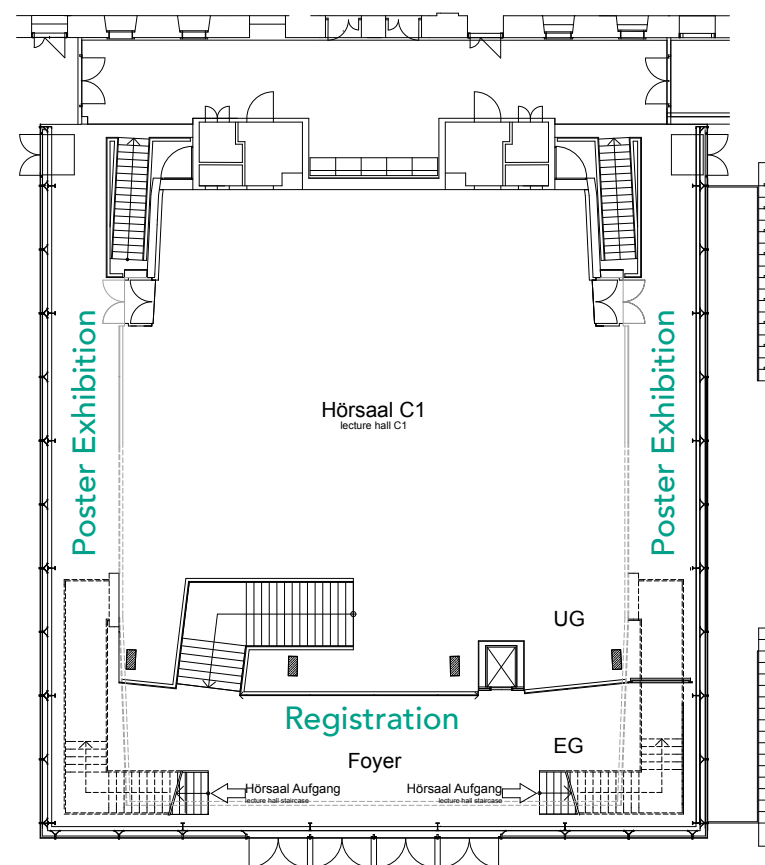
Meeting Point

Heuriger „Schuebel-Auer“
Kahlenberger Str. 22
1190 Wien-Nussdorf

Public transportation

Take the Tramline 5 or 33 (towards Praterstern or Friedrich-Engels-Platz, respectively), change at 'Franz-Josefs-Bahnhof' to the Tramline D and get off at the final station 'Nussdorf'. You just have to cross the street and are at the back entrance of Schuebel-Auer. There is a sign labeled "Heuriger Schuebel-Auer".

You will find more detailed information about getting there with public transportation on the congress website.

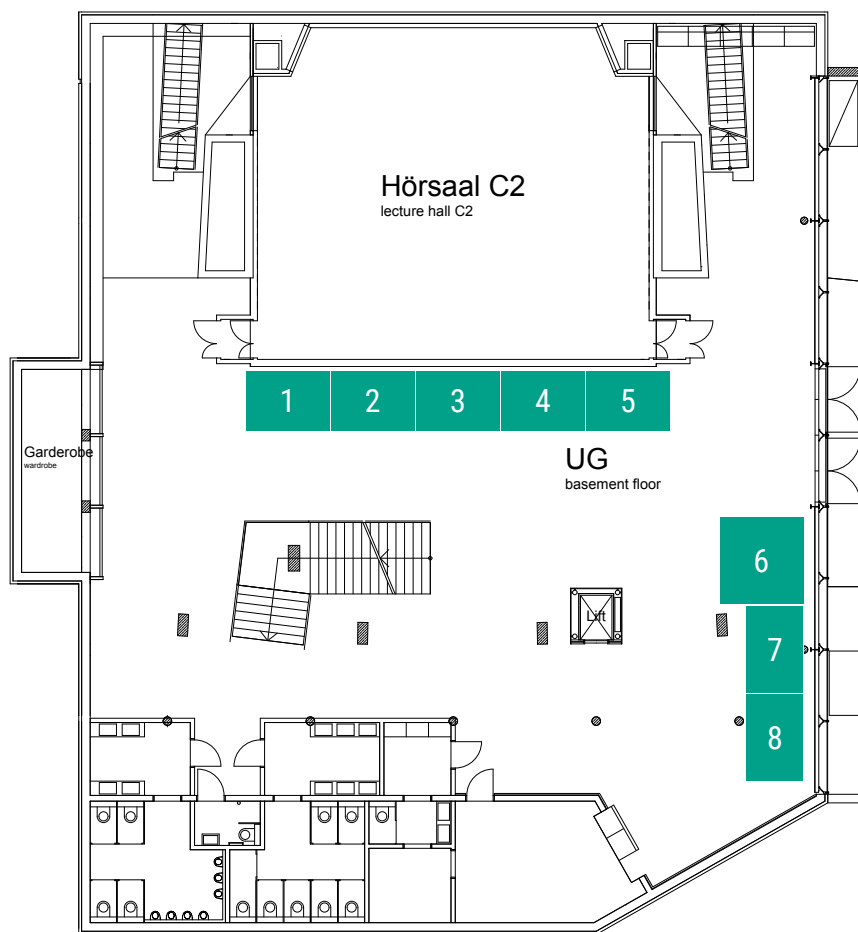
Floorplan (Entrance level)

0 5 10m



© Universität Wien Veranstaltungsmanagement Stand: Juli 2014

Floorplan (Ground floor)



List of Exhibitors

Company	Booth No.
ADInstruments Ltd	6
Accela s.r.o	2
DMT A/S	4
emka TECHNOLOGIES SAS	2
LGC Group – ATCC	1
Multi Channel Systems MCS GmbH	3
Springer	7
TSE Systems GmbH	8
World Precision Instruments Germany GmbH	5

Wednesday, 13 September 2017

	Hall C1	Hall C2	Hall A	Hall B
09:00 – 09:30				
09:30 – 10:00	EYPS p. 16			
10:00 – 10:30				
10:30 – 11:00		TEACHING SYMPOSIUM p. 18		
11:00 – 11:30	BREAK			
11:30 – 12:00	EYPS p. 17			
12:00 – 12:30				
12:30 – 13:30	LUNCH BREAK for EYPS & Teaching Symposium participants			
13:30 – 14:00	OPENING CEREMONY			
14:00 – 14:30	PLENARY LECTURE "Rising star lecture": J. F. Maya-Vetencourt p. 19			
14:30 – 15:00				
15:00 – 17:00	SYMPOSIUM 1: Mitochondrial and cell membrane Ca ²⁺ and Na ⁺ signaling in health and disease <i>(Kindly supported by The Physiological Society (UK))</i> p. 19	SYMPOSIUM 2: Structure and function in islets of Langerhans in health and disease p. 20	SYMPOSIUM 3: Cerebrovascu- lar disorders: Pathophysiolo- gical and phar- ma- cological approaches p. 21	SYMPOSIUM 4: Current de- velopments in the pulmonary circulation p. 22
17:00 – 17:15	BREAK			
17:15 – 18:15	FEPS KEYNOTE LECTURE: M. Joëls p. 23			
19:30 – 22:00	RECEPTION AT THE VIENNA CITY HALL			

Thursday, 14 September 2017

	Hall C1	Hall C2	Hall A	Hall B
09:00 – 10:00	PLENARY LECTURE: M. Biel <i>p. 24</i>			
10:00 – 11:00	POSTER SESSION A / BREAK <i>p. 24</i>			
11:00 – 13:00	SYMPOSIUM 5: Exhale negativity-chloride currents in the cardiovascular system <i>(Kindly supported by the SPS)</i> <i>p. 37</i>	SYMPOSIUM 6: Microvascular mechanisms under different pathophysiological conditions <i>p. 38</i>	SYMPOSIUM 7: Recent advances in molecular physiology: metabolomics and beyond <i>p. 39</i>	SYMPOSIUM 8: Pain induced by local acidosis <i>p. 40</i>
13:00 – 14:00	LUNCH BREAK			
14:00 – 16:00	SYMPOSIUM 9: Brute force and signaling: concepts in vascular mechanotransduction <i>(Kindly supported by the DPG)</i> <i>p. 41</i>	SYMPOSIUM 10: Intracellular Ca ²⁺ -compartments in cardiac physiology and disease <i>p. 42</i>	SYMPOSIUM 11: Pancreas: Physiology and disease <i>p. 43</i>	SHORT TALKS 1: High-rated abstracts <i>p. 44</i>
16:00 – 17:00	POSTER SESSION B / BREAK <i>p. 45</i>			
17:00 – 18:00	PUBLIC LECTURE: B. K. Pedersen <i>p. 58</i>			
20:00 – 23:00	CONGRESS DINNER			

Friday, 15 September 2017

	Hall C1	Hall C2	Hall A	Hall B
09:00 – 10:00	PLENARY LECTURE: L. Heisler <i>p. 59</i>			
10:00 – 11:00	POSTER SESSION C / BREAK <i>p. 59</i>			
11:00 – 13:00	SYMPOSIUM 12: Current trends in cell therapy for functional recovery of the diseased heart <i>(Kindly supported by the DPG)</i> <i>p. 72</i>	SYMPOSIUM 13: Place navigation in dynamic world in healthy and disordered brain <i>p. 73</i>	SYMPOSIUM 14: Cardio-vascular oscillations: from signal to physiological interpretation <i>p. 74</i>	SYMPOSIUM 15: The cellular and molecular mechanisms controlling skeletal muscle plasticity <i>p. 75</i>
13:00 – 14:00	LUNCH BREAK			
14:00 – 16:00	SYMPOSIUM 16: Exciting mechanisms of neuroglial excitability <i>p. 76</i>	SYMPOSIUM 17: Monocyte subsets in cardiovascular biology <i>(Kindly supported by the AVBO)</i> <i>p. 77</i>	SYMPOSIUM 18: Retina Degeneration: New technologies for the bionic retina <i>p. 80</i>	SHORT TALKS 2: High-rated abstracts <i>p. 81</i>
16:00 – 17:00	POSTER SESSION D / BREAK <i>p. 81</i>			
17:00 – 18:00	PLENARY LECTURE: B. Demeneix <i>p. 94</i>			
18:00 – 18:15	CLOSING SESSION			

GENERAL INFORMATION

WEDNESDAY

THURSDAY

FRIDAY

GENERAL INFORMATION

WEDNESDAY

THURSDAY

FRIDAY

Wednesday, 13 September 2017

09:30 – 11:00 / Hall C1

European Young Physiologists' Symposium (EYPS)

Chairs: A. Assinger (Vienna, Austria); N. D. Ullrich (Heidelberg, Germany)

09:30

Synthetic Peptides restore the Epithelial Sodium Channel Function in Pseudohypoaldosteronism Type 1B Mutants (EYPS-01)

A. Willam^{1,2}, M. Aufy¹, S. Tzotzos², B. Fischer², H. Fischer², H. Pietschmann², I. Czikora³, R. Lucas³, R. Lemmens-Gruber¹, W. Shabbir^{1,2}

¹University of Vienna, Department of Pharmacology and Toxicology, Vienna, Austria, ²APEPTICO GmbH, Vienna, Austria, ³Augusta University, Vascular Biology Center, Medical College of Georgia, Augusta, United States

09:45

Different modulation of ion currents in hippocampal pyramidal neurons and NG108-15 cell line by delta opioid receptor antagonist naltrindole (EYPS-02)

L. Lapinova¹, E. Dremencov^{1,2}, L. Lacinova¹

¹Centre of Biosciences SAS, Institute of Molecular Physiology and Genetics, Bratislava, Slovakia, ²Biomedical Research Center SAS, Institute of Experimental Endocrinology, Bratislava, Slovakia

10:00

Investigation of the extracellular Ca²⁺ entry in mouse pancreatic ductal cells (EYPS-03)

M. Görög¹, A. Grassalkovich¹, A. Balázs¹, P. Pallagi¹, P. Hegyi², J. Maléth¹

¹University of Szeged, First Department of Medicine, Szeged, Hungary, ²Univ. of Pécs, Szeged, Institute for Transl. Med. & 1st Dep. of Medicine, MTA-SZTE Transl. Gastroenterology Research Group, Szeged, Szeged, Hungary

10:15

Blockage of exosome generation reduces tau protein caused neuronal loss and microglia proliferation (EYPS-04)

K. Pampuscenko¹, R. Morkuniene¹, V. Smirnovas², V. Borutaite¹

¹Lithuanian University of Health Sciences, Neuroscience Institute, Kaunas, Lithuania, ²Vilnius University, Institute of Biotechnology, Vilnius, Lithuania

10:30

TRPA1 and TRPV1 photosensitization by 7-dehydrocholesterol – connections to the Smith-Lemli-Opitz syndrome (EYPS-05)

C.I. Ciotu^{1,2}, A. Babes^{2,3}, T. Kichko², T. Selescu³, C. Neacsu³, S.K. Sauer², P.W. Reeh², M.J.M. Fischer^{1,2}

¹Medical University of Vienna, Center for Physiology and Pharmacology, Vienna, Austria, ²Friedrich-Alexander University Erlangen-Nuremberg, Institute of Physiology and Pathophysiology, Erlangen, Germany, ³Faculty of Biology, University of Bucharest, Department of Anatomy, Physiology and Biophysics, Bucharest, Romania

11:00 – 11:30

Break

11:30 – 12:30 / Hall C1

European Young Physiologists' Symposium (EYPS)

11:30

Advanced-level analysis of spiking EEG activity potentiated by high dietary methionine: contribution of purinergic signaling (EYPS-06)

D. Hrnčić¹, A. Rasic Markovic¹, N. Sutulovic¹, Z. Grubac¹, M. Vorkapic¹, A. Ademovic¹, M. Colovic², D. Krstic³, B. Rankov Petrovic¹, V. Susic^{1,4}, D. Djuric¹, O. Stanojlovic¹

¹Belgrade University Faculty of Medicine, Institute of Medical Physiology "Richard Burian", Belgrade, Serbia, ²Institute of Nuclear Sciences Vinca, Belgrade, Serbia, ³Belgrade University Faculty of Medicine, Department of Medical Chemistry, Belgrade, Serbia, ⁴Serbian Academy of Sciences and Arts, Belgrade, Serbia

11:45

Platelet PI3K in Acute Lung Injury (EYPS-07)

J.B. Kral-Pointner¹, W.C. Schrottmaier¹, M. Salzmann¹, B. Birnecker¹, Y. Ekici¹, S. Heber², A. Assinger¹, G. Schabbauer¹

¹Medical University of Vienna, Department for Vascular Biology and Thrombosis Research, Vienna, Austria, ²Medical University of Vienna, Institute of Physiology, Vienna, Austria

12:00

The role of Aflibercept and Ranibizumab against oxidative stress in Retinal Pigment epithelium cells (ARPE-19). Mechanisms related to nitric oxide release and apoptosis, autophagy modulation. (EYPS-08)

S. Farruggio

University of Eastern Piedmont, Novara, Italy

12:15

Influence of compression aids on baroreflex function in patients with cervical spinal cord injury (EYPS-09)

J. Svacinova¹, K. Ondrusova¹, M. Javorka^{2,3}, M. Novakova¹, Z. Novakova¹

¹Faculty of Medicine, Masaryk University, Department of Physiology, Brno, Czech Republic, ²Jessenius Faculty of Medicine, Comenius University in Bratislava, Department of Physiology, Martin, Slovakia, ³Jessenius Faculty of Medicine, Comenius University in Bratislava, Biomedical Center Martin, Martin, Slovakia

10:30–12:30 / Hall C2**Teaching Symposium: "Has Physiology the right to exist in a 21st century Medical Curriculum"**

Chairs: G. van der Vusse (Maastricht, Netherlands); G. Andries (Maastricht, Netherlands)

10:30**Physiology in a classical curriculum in the 21st century: Flexner 2.0 (TS-01)**L. Kiss

Semmelweis University, Department of Physiology, Budapest, Hungary

11:00**Structural and functional integration of physiology teaching: the view from Cardiff (TS-02)**S. Hall

Cardiff University, School of Biosciences, Cardiff, United Kingdom

11:30**Organizational consequences of discipline-oriented versus integrated teaching (TS-03)**M.G.A. oude Egbrink

Maastricht University, Physiology, Maastricht, Netherlands

12:00**General Discussion****12:30–13:30****Lunch break for EYPS & Teaching Symposium participants****13:30–14:00 / Hall C1****Opening Ceremony****14:00–15:00 / Hall C1****Plenary Lecture (Rising star lecture)**

Chair: P. B. Persson (Berlin, Germany)

A fully organic retinal prosthesis reinstates vision in blind animals (PL-01)J. F. Maya-Vetencourt

Italian Institute of Technology, Synaptic Neuroscience and Technologies, Genova, Italy

15:00–17:00 / Hall C1**Symposium 1: Mitochondrial and cell membrane Ca^{2+} and Na^+ signaling in health and disease**Kindly supported by  The Physiological Society

Organizers: I. Sekler (Be'er Scheva, Israel); Alexej Verkhratsky (Manchester, United Kingdom)

15:00**Systematic identification of MCU modulators by orthogonal interspecies chemical screening (S01-1)**F. Perocchi

LMU, Biochemistry, Munich, Germany

15:30**Shaping cell motility and metabolism by coordinated Ca^{2+} and Na^+ signals (S01-2)**M. Trebak

Penn State University, Cellular and Molecular Physiology, Hershey, United States

16:00**Dynamic aspects of calcium-dependent regulation in mammalian isoform/splice variants of the sodium-calcium exchanger (S01-3)**D. Khananshvili

Tel-Aviv University Medical School, Physiology and Pharmacology, Ramat-Aviv, Tel-Aviv, Israel

16:30**Adrenergic stimulation leads to distinct intracellular Ca^{2+} and cAMP-dependent PKA responses in single rat astrocytes (S01-4 (O))**A. Horvat¹, R. Zorec^{1,2}, N. Vardjan^{1,2}¹University of Ljubljana, Medical Faculty, Institute of Pathophysiology, Laboratory of Neuroendocrinology-Molecular Cell Physiology, Ljubljana, Slovenia, ²Celica Biomedical, Ljubljana, Slovenia

16:45

Function and distribution of the mitochondria in pancreatic ductal epithelial cells (S01-5 (O))E. Tóth¹, J. Maléth¹, R. Erdos¹, Z. Rázga², L. Tretter³, G. Horváth³, Z. Rakonczay⁴, P. Hegyi^{5,6}

¹University of Szeged, First Department of Medicine, Szeged, Hungary, ²University of Szeged, Department of Pathology, Szeged, Hungary, ³Semmelweis University, Department of Medical Biochemistry, Budapest, Hungary, ⁴University of Szeged, Department of Pathophysiology, Szeged, Hungary, ⁵University of Szeged, MTA-SZTE Momentum Translational Gastroenterology Research Group, Szeged, Hungary, ⁶University of Pécs, Institute for Translational Medicine/1st Department of Medicine, Pécs, Hungary

15:00–17:00 / Hall C2

Symposium 2: Structure and function in islets of Langerhans in health and disease

Organizer: M. Slak Rupnik (Vienna, Austria); Co-chair: O. Pechanova (Bratislava, Slovakia)

15:00

β cell diversity is required for normal islet function (S02-1)D. Nasteska^{1,2}, N.H.F. Fine^{1,2}, G.A. Rutter³, Q. Zhou⁴, D.J. Hodson^{1,2}

¹University of Birmingham, Institute of Metabolism and Systems Research (IMSR), Birmingham, United Kingdom, ²Birmingham Health Partners, Centre for Endocrinology, Diabetes and Metabolism, Birmingham, United Kingdom, ³Imperial College London, Section of Cell Biology and Functional Genomics, Department of Medicine, London, United Kingdom, ⁴Harvard University, Department of Stem Cell and Regenerative Biology, Harvard Stem Cell Institute, Cambridge, United States

15:25

Induction of pancreatic beta-cell neogenesis (S02-2)

P. Collombat

INSERM U1091, Nice, France

15:50

The patterns of synchronicity and functional connectivity in islets of Langerhans (S02-3)

A. Stozer

University of Maribor, Institute of Physiology, Maribor, Slovenia

16:15

Heterogeneity on all levels: insight into pancreatic islet function with modeling (S02-4)

M.G. Pedersen

University of Padova, Information Engineering, Padova, Italy

16:40

Investigating SNAP-25b (Synaptosomal-associated protein 25) function in mouse islet physiology beyond its classical role in membrane fusion (S02-5 (O))T. Darai¹, L. Križančić Bombek², M. Gosak^{2,3}, I. Valladolid-Acebes¹, M. Skelin Klemen², E. Refai¹, P.-O. Berggren¹, K. Brismar¹, M. Slak Rupnik^{2,4}, C. Bark¹

¹Karolinska Institutet, The Rolf Luft Research Center for Diabetes and Endocrinology, Department of Molecular Medicine and Surgery, Stockholm, Sweden, ²Institute of Physiology, Faculty of Medicine, University of Maribor, Maribor, Slovenia, ³Department of Physics, Faculty of Natural Sciences and Mathematics, University of Maribor, Maribor, Slovenia, ⁴Center for Physiology and Pharmacology, Medical University of Vienna, Vienna, Austria

15:00–17:00 / Hall A

Symposium 3: Cerebrovascular disorders: Pathophysiological and pharmacological approaches

Organizer: E. Agar (Samsun, Turkey); Co-chair: E. Fabbri (Ravenna, Italy)

15:00

Post-acute effects of CDFN and MANF on brain plasticity and repair (S03-1)

E. Kiliç

Istanbul Medipol University, Physiology, Istanbul, Turkey

15:30

Pericytes as an important target in Stroke and other Neurological Diseases' Pathophysiology (S03-2)

Y. Gürsoy-Özdemir

Koç University, Neurology, Istanbul, Turkey

16:00

Neuroregenerative approaches using neural progenitor cells to counteract cerebral ischemia (S03-3)

T.R. Döppner

University Medical Center Goettingen, Neurology, Goettingen, Germany

16:30

Internal carotid artery blood flow response to isometric handgrip and head-down tilt in healthy volunteers. (S03-4 (O))M. Skytjoti¹, S. Søvik², M. Elstad¹¹Institute of Basic Medical sciences, UiO, Physiology, Oslo, Norway, ²Akershus University Hospital, Oslo, Norway

16:45**The role of angiotensin -1 receptors in vasodilator responses of middle cerebral arteries in Sprague-Dawley rats (S03-5 (O))**I. Drenjancevic, A. Cosic, I. Jukic, Z. Mihaljevic, A. Stupin

Faculty of Medicine University of Osijek, Physiology and Immunology, Osijek, Croatia

15:00–17:00 / Hall B**Symposium 4: Current developments in the pulmonary circulation**

Organizers: A. Olschewski (Graz, Austria); G. Kwapiszewska (Graz, Austria); Co-chair: P. Enyedi (Budapest, Hungary)

15:00**Sphingolipids - new players in pulmonary vasoconstriction and lung vascular remodeling (S04-1)**W. Kübler

Charité-Universitätsmedizin Berlin, Institute of Physiology, Berlin, Germany

15:30**FoxO transcription factors in pulmonary hypertension: Pathophysiology and therapeutic implications (S04-2)**S. S. Pullamsetti^{1,2}¹Max-Planck-Institute for Heart and Lung Research, Bad Nauheim, Germany, ²Justus-Liebig University, Department of Internal Medicine, Giessen, Germany**16:00****Adapting to high altitude (S04-3)**M. Gassmann

University of Zurich, Zurich, Switzerland

16:30**Alveolar oxygen respiratory oscillations measured in arterial blood (S04-4 (O))**F. Formenti^{1,2}, N. Bommakanti², R. Chen², J. Cronin¹, H. McPeak², D. Holopherne-Doran³, G. Hedenstierna⁴, C. Hahn², A. Larsson⁴, A. Farmery²¹King's College London, London, United Kingdom, ²University of Oxford, Oxford, United Kingdom, ³University of Bristol, Bristol, United Kingdom, ⁴University of Uppsala, Uppsala, Sweden**16:45****Brain-derived neurotrophic factor mRNA expression in peripheral and cerebral vessels: Impact of physical training (S04-5 (O))**C. Marina, Q. Aurore, M. Christine, P.-T. Anne, G. Philippe

Université de Bourgogne Franche-Comté, Dijon, France

17:00–17:15**Break****17:15–18:15 / Hall C1****FEPS Keynote Lecture**

Chair: D. Eisner (Manchester, United Kingdom)

The stressed brain of rodents and humans (KL-01)M. Joëls

University Medical Center Groningen, Groningen, Netherlands

19:30**Reception at the Vienna City Hall**

We invite all conference participants to join us for the Welcome Reception – which will take place at the Vienna City Hall. It states the perfect opportunity to meet colleagues and friends or start new networks in a relaxed atmosphere.

Meeting Point:**Vienna City Hall****Lichtenfelsgasse 2****1010 Vienna****(Public transportation: Subway: Line U2, Station: Rathaus // Tram: Line 1, 2, D, J)**

Thursday, 14 September 2017

09:00 – 10:00 / Hall C1

Plenary Lecture

Chair: U. Pohl (Planegg-Martinsried, Germany)

Endolysosomal two-pore channels: from genes to function (PL-02)

M. Biel

University of Munich, Pharmacy, Munich, Germany

10:00 – 11:00

Poster Session A

PLEASE NOTE:

Posters can be mounted from 08:30, should be mounted until 09:30 and have to be removed at the end of the corresponding poster session at 13:15; otherwise they can be removed by the following presenters or by the organizers.

Fixing material will be provided and distributed in the poster area. There will be no guided poster tour but presenting authors are requested to stay at their posters during the viewing session for discussions.

A01: Cardiac physiology

Cardiovascular parameters, mood behaviour and atmospheric pressure (A01-1)

S.L. Gotia, C. Borza, A. Roi, E. Zbircea, S.R. Gotia

University of Medicine and Pharmacy Victor Babes, Physiology, Timisoara, Romania

Blood pressure modification and students lifestyle (A01-2)

S.L. Gotia, C. Borza, A. Roi, S.R. Gotia

University of Medicine and Pharmacy Victor Babes, Physiology, Timisoara, Romania

Reversed ratio of peripheral monocyte subsets in spontaneously hypertensive rats (A01-3)

M. Okuliarova, N. Hodonova, V. Krajcovicova, M. Zeman

Faculty of Natural Sciences, Comenius University Bratislava, Animal Physiology and Ethology, Bratislava, Slovakia

Baroreflex sensitivity: an algebraic dilemma (A01-4)

A. Taboni¹, N. Fagoni², G. Vinetti¹, G. Ferretti^{3,4}

¹University of Brescia, Department of Clinical and Experimental Sciences, Brescia, Italy, ²University of Brescia, Department of Medical and Surgical Specialties, Radiological Sciences, and Public Health, Brescia, Italy,

³University of Brescia, Department of Molecular and Translational Medicine, Brescia, Italy, ⁴University of Geneva, Departments APSI and NEUFO, Geneva, Switzerland

Vasopressin V1a receptors are present in the carotid body and contribute to the control of breathing (A01-5)

T. Zera¹, J. Przybylski², T. Grygorowicz³, K. Kasarello¹, D. Mirowska-Guzel³, A. Cudnoch-Jedrzejewska¹

¹The Medical University of Warsaw, Department of Experimental and Clinical Physiology, Warsaw, Poland, ²The Medical University of Warsaw, Department of Biophysics and Physiology, Warsaw, Poland, ³The Medical University of Warsaw, Chair and Department of Experimental and Clinical Pharmacology, Warsaw, Poland

Effect of voluntary lung hyperinflation on central blood volume (A01-6)

T. Mijacka¹, K. Kyhl², D. Frestad², O. Barak³, I. Drvis⁴, N. Secher⁵, Z. Dujic¹, P. Lav Madsen²

¹University of Split School of Medicine, Department of Integrative Physiology, Split, Croatia, ²University of Copenhagen, Cardiology, Copenhagen, Denmark, ³University of Novi Sad, Physiology, Novi Sad, Serbia, ⁴University of Zagreb Faculty of Kinesiology, Zagreb, Croatia, ⁵University of Copenhagen, Anesthesiology, Copenhagen, Denmark

Sympatho-vagal balance is higher in nurses following night-shift works (A01-7)

P. Çakan, C. Ucar, O. Barutcu, S. Yildiz

Inonu University, Malatya, Turkey

High blood pressure in spontaneously hypertensive rats is accompanied by altered cardiovascular reflexes and changes in the expression of TNF, interleukin 10, and their receptors in the brainstem (A01-8)

P. Smykiewicz, A. Segiet, M. Keag, T. Żera

Medical University of Warsaw, Department of Experimental and Clinical Physiology, Laboratory of Centre for Preclinical Research, Warsaw, Poland

Intrabrain administration of TNF and interleukin 10 differently affect arterial blood pressure in normotensive and spontaneously hypertensive rats (A01-9)

A. Segiet, P. Smykiewicz, M. Keag, T. Żera

Medical University of Warsaw, Department of Experimental and Clinical Physiology, Laboratory of Centre for Preclinical Research, Warsaw, Poland

Disturbances in mitochondrial metabolism of energy substrates in left ventricle of patients with type 2 diabetes (A01-10)

M. Ljubkovic¹, M. Cavar¹, C. Bulat^{1,2}, D. Bakovic^{1,3}, J. Marinovic¹

¹University of Split School of Medicine, Physiology, Split, Croatia, ²Split University Hospital, Cardiac Surgery, Split, Croatia, ³Split University Hospital, Cardiology, Split, Croatia

Amplification of peripheral arterial pressure as a marker of cardiovascular risk (A01-11)

N. Belova, N. Stoynev, R. Mileva-Popova

Medical University of Sofia, Physiology, Sofia, Bulgaria

A02: Vascular physiology

Relationship between peripheral regional blood flow and heart rate recovery at one minute (HRR1) after constant-load exercise in lower-limb ischaemia (A02-1)

N. Ouédraogo¹, G. Mahé², P. Abraham²

¹Institut Supérieur des Sciences de la Santé / Université polytechnique de Bobo-Dioulasso, Bobo-Dioulasso, Burkina Faso, ²Faculté de Médecine, Université d'Angers, Physiology, Angers, France

One week of high salt dietary intake increased peripheral blood monocytes' intracellular hydrogen peroxide and peroxynitrite level in young healthy women (A02-2)

A. Stupin¹, L. Rasic¹, A. Cosic¹, S. Novak¹, M. Stupin^{1,2}, I. Jukic¹, I. Drenjancevic¹

¹Faculty of Medicine Josip Juraj Strossmayer University of Osijek, Department of Physiology and Immunology, Osijek, Croatia, ²Osijek University Hospital, Department for Cardiovascular Disease, Osijek, Croatia

Short-term high-salt intake causes increased oxidative stress in young healthy women (A02-3)

L. Rasic, A. Cosic, I. Drenjancevic, M. Stupin, Z. Mihaljević, I. Jukic, A. Stupin

Faculty of Medicine Osijek, Josip Juraj Strossmayer University of Osijek, Osijek, Croatia, Department of Physiology and Immunology, Osijek, Croatia

Hyperthyroidism and vascular function: the impact of local and systemic mechanisms (A02-4)

H. Lenasi, N. Bedernjak, S. Gaberšček, K. Zaletel

University Medical Centre Ljubljana, Slovenia, Department of Nuclear Medicine, Ljubljana, Slovenia

Acute exhausting exercise session affects endothelium-dependent, but not endothelium-independent vasodilation in professional rowers (A02-5)

M. Stupin¹, A. Stupin², L. Rasic², A. Cosic², L. Kolar², H. Lenasi³, I. Drenjancevic²

¹University Hospital Center Osijek, Department of Cardiovascular Medicine, Osijek, Croatia, ²Faculty of Medicine University of Josip Juraj Strossmayer University of Osijek, Department of Physiology and Immunology, Osijek, Croatia, ³Medical Faculty University of Ljubljana, Institute of Physiology, Ljubljana, Slovenia

The effect of a short term high salt diet on cerebrovascular reactivity in response to breath holding test in young healthy subjects (A02-6)

D. Kibel^{1,2}, A. Kibel^{1,3}, K. Steiner¹, M. Kozul¹, B. Brix⁴, I. Trozic⁴, N. Goswami⁴, I. Drenjancevic¹

¹Faculty of Medicine Osijek, Department of Physiology and Immunology, Osijek, Croatia, ²Clinical Hospital Center Osijek, Department of Diagnostic and Interventional Radiology, Osijek, Croatia, ³Clinical Hospital Center Osijek, Department of Heart and Vascular Diseases, Osijek, Croatia, ⁴Medical University Graz, Institute of Physiology, Graz, Austria

Investigation of Relations Between GSTT1 Polymorphism and Lower Extremity Varix (A02-7)

D. Saribal Kanber¹, N. Bahtiyar¹, M.A. Kilic², E.M. Kanber³, K.A. Kirectepe Aydin⁴, S. Toplan¹, M.C. Akyolcu¹

¹Istanbul University Cerrahpasa Medical Faculty, Biophysics, Istanbul, Turkey, ²Adnan Menderes University Medical Faculty, Biophysics, Aydin, Turkey, ³Ersin Aslan Hospital, Cardiovascular Surgery, Gaziantep, Turkey, ⁴Istanbul Technical Uni, Molecular Biology and Genetical Research Center, Istanbul, Turkey

The relationship between soluble lectin-like oxidized low-density lipoprotein-1 and carotid intima-media thickness in patients with diabetes mellitus without cardiovascular diseases (A02-8)

O. Tabak¹, G. Simsek², A. Oruc², A. Senyigit³, M. Cengiz⁴, C. Kacmaz¹, I. Dogan¹, R. Gelisgen⁵, S. Durmus⁵, H. Uzun⁵

¹Istanbul Kanuni Sultan Suleyman Education and Research Hospital, Internal Medicine, Istanbul, Turkey, ²Istanbul University, Cerrahpasa Faculty of Medicine, Physiology, Istanbul, Turkey, ³Medicine Hospital, Internal Medicine, Istanbul, Turkey, ⁴Istanbul University, Cerrahpasa Faculty of Medicine, Internal Medicine, Istanbul, Turkey, ⁵Istanbul University, Cerrahpasa Faculty of Medicine, Biochemistry, Istanbul, Turkey

Non-invasive estimation of arterial stiffness in healthy and asthmatic children – comparison of the methods: a pilot study. (A02-9)

K. Budinskaya¹, J. Svačinová¹, H. Hrstková^{2,3}, J. Hrušková^{1,4}, Z. Kubecová¹, V. Svízela¹, P. Dobšák^{5,6}, J. Rydlová⁷, K. Linhartová⁸, Z. Nováková¹

¹Masaryk university, Physiology, Brno, Czech Republic, ²Faculty Hospital Brno, Pediatric Oncology, Brno, Czech Republic, ³Masaryk university, Pediatric Oncology, Brno, Czech Republic, ⁴St Ann's Faculty Hospital Brno, International Clinical Research Centre, Brno, Czech Republic, ⁵St Ann's Faculty Hospital Brno, Physiotherapy and Rehabilitation, Brno, Czech Republic, ⁶Masaryk University, Physiotherapy and Rehabilitation, Brno, Czech Republic, ⁷Children's Medical Institution Miramonti, Spa Luhačovice, Luhačovice, Czech Republic, ⁸Masaryk University, Hygiene, Preventive Medicine and Epidemiology, Brno, Czech Republic

Vitamin D deficiency impairs geometrical structure and function of cerebral arteries (A02-10)

V. Pál¹, Z. Fontányi², L. Hadjadj¹, A. Monori-Kiss¹, L. Danics¹, E. Monos¹, G. Nádasy³, Z. Benyó¹, S. Várbíró²

¹Semmelweis University, Institute of Clinical Experimental Research, Budapest, Hungary, ²Semmelweis University, 2nd Department of Obstetrics and Gynaecology, Budapest, Hungary, ³Semmelweis University, Department of Physiology, Budapest, Hungary

Arterial stiffness in obese adolescents – a relation to vascular resistance and sympathetic nervous system activity (A02-11)

B. Czippelová¹, Z. Turianiková¹, J. Krohová¹, Z. Lazarová¹, K. Pozorčiaková², M. Čiljaková², M. Javorka¹

¹Comenius University in Bratislava, Jessenius Faculty of Medicine in Martin, Department of Physiology and Biomedical Centre Martin, Martin, Slovakia, ²Comenius University in Bratislava, Jessenius Faculty of Medicine in Martin and University Hospital Martin, Clinic of Children and Adolescents, Martin, Slovakia

About the human vascular response to hyperoxia (A02-12)H. Silva^{1,2}, H. Vieira², M. Bento², I. Frazão², L. Monteiro Rodrigues^{1,2}¹CBIOS / Universidade Lusófona, Lisboa, Portugal, ²Universidade de Lisboa / Faculty of Pharmacy, Pharmacol. Sc. Dep., Lisboa, Portugal**A04: Endocrine, neuroendocrine and metabolism****Arginase-II promotes tumor necrosis factor- α release from pancreatic acinar cells causing β -cell apoptosis in aging (A04-1)**Y. Xiong, G. Yepuri, J.-P. Montani, Z. Yang, X.-F. Ming¹University of Fribourg, Fribourg, Switzerland**Effects of melatonin or ghrelin treatment on angiotensin II - induced intestinal motility in diabetic rats (A04-2)**P. Hadzhibozheva¹, T. Georgiev¹, R. Kalfin², A. Tolekova¹¹Faculty of Medicine/Trakia University, Physiology, Pathophysiology and Pharmacology, Stara Zagora, Bulgaria, ²Institute of Neurobiology, Bulgarian Academy of Sciences, Sofia, Bulgaria**L-Arginine has dual effect on Electrical and Calcium Activity in Mouse Beta Cells in Tissue Slices (A04-3)**L. Križančič Bombek¹, M. Gosak^{1,2}, M. Slak Rupnik^{1,3}, A. Stožer¹¹University of Maribor, Faculty of Medicine, Institute of Physiology, Maribor, Slovenia, ²University of Maribor, Faculty of Natural Sciences and Mathematics, Maribor, Slovenia, ³Medical University of Vienna, Centre for Physiology and Pharmacology, Vienna, Austria**Metabolic Syndrome among Adult Population in Kirkuk (A04-4)**A. Ahmed, O. Ridha

College of Technology, Medical Laboratory Sciences, Kirkuk, Iraq

Effects of apelin levels, apelin gene polymorphism and apelin receptor gene polymorphism to metabolic control for children with type I diabet (A04-5)D. Keles¹, B. Ozhan¹, F. Altintas², B. Akdag³¹Pamukkale University Faculty Of Medicine, Paediatrics, Denizli, Turkey, ²Pamukkale University Faculty Of Medicine, Physiology, Denizli, Turkey, ³Pamukkale University Faculty Of Medicine, Biostatistics, Denizli, Turkey**Cyclic AMP Enhances Beta Cell Network Activity in Mouse Pancreatic Slices through PKA-dependent pathway (A04-6)**M. Skelin Klemen¹, M. Gosak^{1,2}, V. Pohorec¹, J. Dolensek¹, L. Krizancic Bombek¹, A. Stozer¹, M. Slak Rupnik^{1,3}¹Faculty of Medicine, University of Maribor, Institute of Physiology, Maribor, Slovenia, ²Faculty of Natural Sciences and Mathematics, University of Maribor, Department of Physics, Maribor, Slovenia, ³Medical University Vienna, Center for Physiology and Pharmacology, Vienna, Austria**Western Diet-Induced Early Dysfunction of Mouse Pancreatic Beta Cells (A04-7)**J. Dolensek¹, I. Valladolid-Acebes², M. Gosak¹, M. Skelin Klemen¹, L. Križančič Bombek¹, V. Pohorec¹, P.-O. Berggren², K. Brismar², A. Stožer¹, M. Slak Rupnik^{1,3}¹Medical Faculty, University of Maribor, Maribor, Slovenia, ²Department of Molecular Medicine and Surgery, Karolinska Institute, Stockholm, Sweden, ³Institute of Physiology, Centre for Physiology and Pharmacology, Medical University of Vienna, Vienna, Austria**The metabolic syndrome in hypertensive elderly patients (A04-8)**C. Borza¹, S.R. Gotia², A. Roj², S.L. Gotia²¹University of Medicine and Pharmacy Victor Babes, Pathophysiology, Timisoara, Romania, ²University of Medicine and Pharmacy Victor Babes, Physiology, Timisoara, Romania**Glucose-Stimulated Beta Cell Calcium Dynamics in Acute Pancreas Tissue Slices from C57BL/6 Mice (A04-9)**V. Pohorec¹, J. Dolensek¹, M. Gosak^{1,2}, M. Skelin Klemen¹, L. Križančič Bombek¹, M. Perc², M. Slak Rupnik^{1,3}, A. Stožer¹¹Faculty of Medicine, University of Maribor, Institute of Physiology, Maribor, Slovenia, ²Faculty of Natural Sciences and Mathematics, University of Maribor, Maribor, Slovenia, ³Center for Physiology and Pharmacology, Medical University Vienna, Vienna, Austria**Inhibition of NMDA receptors provokes qualitative changes in intercellular communication patterns among pancreatic beta cells: Novel insights from multilayer network approaches (A04-10)**M. Gosak^{1,2}, L. Križančič Bombek¹, A. Stožer¹, J. Dolensek¹, M. Slak Rupnik^{1,3}¹Faculty of Medicine, University of Maribor, Institute of Physiology, Maribor, Slovenia, ²Faculty of Natural Sciences and Mathematics, University of Maribor, Department of Physics, Maribor, Slovenia, ³Medical University of Vienna, Center for Physiology and Pharmacology, Vienna, Austria**Metabolic and behavioral consequences of cola intake during pregnancy (A04-11)**V. Borbélyová¹, J. Čonka¹, J. Hodosy¹, P. Celec¹, L. Vokálová¹, S. Trubačová²¹Institute of Molecular Biomedicine, Bratislava, Slovakia, ²Institute of Pathological Physiology, Bratislava, Slovakia**Effects of Selenium Supplementation on Cytokines in Experimental Hyperthyroidism (A04-12)**A. Yoldas¹, N. Bahtiyar¹, N. Dariyerli², M.C. Akyolcu¹, S. Toplan¹¹Istanbul University Cerrahpasa Medical Faculty, Biophysics, Istanbul, Turkey, ²Istanbul University Cerrahpasa Medical Faculty, Physiology, Istanbul, Turkey

A06: Respiratory physiology

The effect of ML204, a blocker of TRPC4/5 on cholinergic responses in mouse bronchus (A06-1)

V. Bihun, G. Sergeant, M. Hollywood, K. Thornbury

Dundalk Institute of Technology, Smooth Muscle Research Centre, Dundalk, Ireland

Radon in the exhalation air of patients in radon therapy (A06-2)

M. Gaisberger^{1,2,3}, H. Lettner⁴, A. Hubmer⁴, W. Hofmann⁴, J. Landrichinger^{1,2,3}, M. Ritter^{1,2,3}, R. Winkler⁴

¹Paracelsus Medical University, Institute of Physiology and Pathophysiology, Salzburg, Austria, ²Paracelsus Medical University, Gastein Research Institute, Salzburg, Austria, ³Ludwig Boltzmann Cluster for Arthritis and Rehabilitation, Department for Radon Therapy Research, Salzburg, Austria, ⁴University of Salzburg, Department of Chemistry and Physics of Materials, Environmental Physics and Biophysics, Salzburg, Austria

Correlation between Muscle Mass loss and spirometric abnormalities in COPD (A06-3)

K. Ayed, S. Ben Jemaa, I.I. Hadj Khalifa, S. Mokaddem, S. Ben Khamsa Jameleddine

Abderrahman Mami Hospital Ariana Tunisia, Department of Respiratory Fonctionnal Explorations, Ariana, Tunisia

BODE index: an interesting survival prediction tool in obesity? (A06-4)

K. Ayed, I.L. Hadj Khalifa, D. El Guiche, S. Mokaddem, S. Ben Khamsa Jameleddine

Abderrahman Mami Hospital, Department of Respiratory Fonctionnal Explorations, Ariana, Tunisia

Immature lungs exposed to endotoxin: the effect of exogenous surfactant/polymyxin B (A06-5)

A. Calkovska^{1,2}, M. Haegerstrand-Björkman², B. Linderholm², T. Curstedt²

¹Comenius University in Bratislava, Jessenius Faculty of Medicine in Martin, Department of Physiology and BioMed, Martin, Slovakia, ²Karolinska Institutet at Karolinska University Hospital, Department of Molecular Medicine and Surgery, Laboratory for Surfactant Research, Stockholm, Sweden

Is the p-glycoprotein polymorphism a risk factor for smoking dependence (A06-6)

N. Bozkurt¹, F. Altintas², A.I. Bozkurt³, G. Turgut², S. Turgut²

¹Pamukkale University Faculty Of Medicine, Pulmonology, Denizli, Turkey, ²Pamukkale University Faculty of Medicine, Physiology, Denizli, Turkey, ³Pamukkale University Faculty Of Medicine, Public Health, Denizli, Turkey

Diagnosis strategy of Asthma-Chronic Obstructive Pulmonary Disease Overlap Syndrome (A06-7)

S. Mokaddem Mohsen, S. Ben Jemaa, K. Ayed, I.I. Hadj Khalifa, D. El Guiche, S. Jameleddine Ben Khamsa

Abderrahmane Mami Hospital, Pulmonary Lung Function Test Laboratory, Ariana, Tunisia

Evaluating Of Systemic Inflammatory Biomarkers As A Result Of Intermittent Hypoxia In Obstructive Sleep Apnea Syndrome (A06-8)

E. Isiksel¹, V. Sozer¹, E. Atahan², B. Musellim², A. Oruc³, G. Simsek³, R. Gelisgen⁴, H. Uzun⁴

¹Yildiz Technical University, Biochemistry, Istanbul, Turkey, ²Istanbul University, Cerrahpasa Faculty of Medicine, Department of Pulmonary Diseases, Istanbul, Turkey, ³Istanbul University, Cerrahpasa Faculty of Medicine, Physiology, Istanbul, Turkey, ⁴Istanbul University, Cerrahpasa Faculty of Medicine, Biochemistry, Istanbul, Turkey

Asthma and bronchiectasis : Spirometric features (A06-9)

S. Mokaddem Mohsen, I.I. Hadj Khelifa, K. Ayed, S. Ben Jemaa, D. El Guiche, S. Ben Khamsa Jameleddine

Abderrahmane Mami Hospital, Physiology And Lung Function Tests, Ariana, Tunisia

Spirometric and Six-minute walk test findings in pulmonary sarcoidosis (A06-10)

S. Mokaddem Mohsen, S. Ben Jemaa, D. El Guiche, K. Ayed, I.I. Hadj Khelifa,

S. Ben Khamsa Jameleddine

¹Abderrahmane Mami Hospital, Physiology And Lung Function Tests, Ariana, Tunisia

Increased ragweed exposure and air pollution are associated with subsequent respiratory allergies to indoor and outdoor allergens in children (A06-11)

C. Panaitescu^{1,2}, T.-P. Tamas^{1,2}, M. Buzan², L. Zbarcea², L. Marusciac^{1,2}

¹University of Medicine and Pharmacy Victor Babes Timisoara, Physiology, Timisoara, Romania, ²Emergency Clinical County Hospital „Pius Branzu” Timisoara, Center for Gene and Cellular Therapies in the Treatment of Cancer (OncoGen), Timisoara, Romania

A07: Gastrointestinal physiology

Sinapic acid heals experimentally induced colitis in rats on behalf of its anti-inflammatory effects (A07-1)

M. Kolgazi¹, A.M. Gunal², B. Yuksel², B.B. Ozmen², C. Unal², E. Kilinc³, M. Acikel-Elmas⁴, S. Arbak⁴

¹Acibadem University, Physiology, Istanbul, Turkey, ²Acibadem University, Medical School 3rd year student, Istanbul, Turkey, ³Acibadem University, Biophysics, Istanbul, Turkey, ⁴Acibadem University, Histology and Embryology, Istanbul, Turkey

Chronic lesions in trinitrobenzene-sulfonic acid colitis (A07-2)L. Zouiten¹, M. Naouar¹, L. Charfi², R. Ben Ali¹, A. Laabidi³, J. Boubaker³, A. Filali³¹Faculté de médecine de Tunis, Tunis, Tunisia, ²Institut national de cancerologie, Tunis, Tunisia, ³Hôpital La Rabta, Service de gastroenterology, Tunis, Tunisia**Anti-inflammatory effect of Lentisc Oil in experimental colitis (A07-3)**L. Zouiten¹, M. Naouar¹, L. Charfi², A. Laabidi³, J. Boubaker³, A. Filali³¹Faculté de médecine de Tunis, Tunis, Tunisia, ²Institut national de cancerologie, Tunis, Tunisia, ³Hôpital La Rabta, Service de gastroenterology, Tunis, Tunisia**Esophageal anomalies in chest pain-suffering patients with a normal coronary catheterization (A07-4)**

W. Kacem

University of medicine of Tunis, Physiology, Tunis, Tunisia

Stress monitoring on gastrointestinal smooth muscle by electromyography (A07-5)K.F. Szucs¹, A. Sztojkov-Ivanov¹, E. Ducza¹, A. Kothencz¹, A. Seres-Bokor¹, M. Süle², G. Grosz², R. Gaspar¹¹University of Szeged, Department of Pharmacodynamics and Biopharmacy, Szeged, Hungary, ²MDE GmbH, Budapest, Hungary**The relation between helicobacter pylori and Iron deficiency anaemia in Sulaimani city (A07-6)**

F. Ahmed, N. Rashid, A. Ahmed

College of Technology, Laboratory Sciences, Kirkuk, Iraq

Transient receptor potential melastatin 2 functional characterization in mouse pancreatic acinar cells (A07-7)P. Biró¹, J. Fanczal¹, T. Madácsy¹, P. Hegyi², J. Maléth¹¹University of Szeged, 1st Department of Medicine, Szeged, Hungary, ²University of Pécs, Institute for Transl. Med. & 1st Dep. of Medicine, Pécs, Hungary**The effect of primary sensory neuron desensitization on experimental acute pancreatitis models (A07-8)**E.R. Bálint¹, Z. Balla², L. Kiss², A. Molnár¹, C. Marsollier³, R. Marc⁴, V. Venglovecz⁵, J. Maléth¹, P. Hegyi^{1,6,7}, Z. Helyes⁸, Z. Rakonczay Jr²¹University of Szeged, First Department of Medicine, Szeged, Hungary, ²University of Szeged, Department of Pathophysiology, Szeged, Hungary, ³University of Angers, Angers, France, ⁴University of Nantes, Nantes, France, ⁵University of Szeged, Department of Pharmacology and Pharmacotherapy, Szeged, Hungary, ⁶University of Pécs, Institute for Translational Medicine, Pécs, Hungary, ⁷University of Szeged, MTA-SZTE Transl. Gastroenterology Research Group, Szeged, Hungary, ⁸University of Pécs, Department of Pharmacology and Pharmacotherapy, Pécs, Hungary**A08: Behavioral and cognitive neuroscience****Physical Exercise Performed to Chronic Social Isolated Rats Regulate Anxiety Behavior Without Improving Learning (A08-1)**

O. S. Cevik, L. Sahin

Mersin University, Physiology, Mersin, Turkey

Effect of Riluzole on Social Behavior and Anxiety in Valproic Acid-Induced Autism-Like Rat Model (A08-2)C. Orak¹, S. Karakoc Demirkaya², F. Sirinyildiz¹, G. Tasli Yesilcayir¹, G. Cesur¹, R.O. Ek¹¹Adnan Menderes University, Physiology, Aydin, Turkey, ²Adnan Menderes University, Child and Adolescent Psychiatry, Aydin, Turkey**Investigation of the Process of Response Activation by Using a Visual Go-Nogo Task with Varying Task Difficulty (A08-3)**

T. Ergenoglu, D. D. Koyuncu, G. Ceylan

Mersin University, Faculty of Medicine, Department of Physiology, Mersin, Turkey

Time-dependent changes in behavioural and molecular parameters after post-weaning social isolation (A08-4)S. Vrankova¹, Z. Matuskova¹, R. Rehakova¹, M. Cebova¹, J. Murinova², I. Riečanský², O. Pechanova¹¹Institute of Normal and Pathological Physiology Slovak Academy of Sciences, Laboratory of Neuro-cardiovascular Interactions, Bratislava, Slovakia, ²Institute of Normal and Pathological Physiology Slovak Academy of Sciences, Laboratory of Cognitive Neuroscience, Bratislava, Slovakia**Effect of Protein Carbonylization on cognitive Functions in diabetic Rat Model (A08-5)**

K. Tanbek, E. Ozerol

Inonu University, Faculty Of Medicine, Malatya, Turkey

Effects of Chronic Caffeine Consumption on Cognitive Performance and Hippocampal Gene Expression on REM Sleep Deprived Rats (A08-6)

L. Sahin, O.S. Cevik, D.D. Koyuncu, N. Ezgin

Mersin University, Physiology, Mersin, Turkey

Effects of Treadmill Exercise on Hippocampal Dependent Learning and NMDA Subunit Gene Expression on Social Isolated Rats (A08-7)S. Musuroglu¹, L. Sahin², O. S. Cevik²¹Amasya University, School of Health, Amasya, Turkey, ²Mersin University Faculty of Medicine, Department of Physiology, Mersin, Turkey

The brain-tumor related protein podoplanin regulates synaptic plasticity and hippocampus-dependent learning and memory (A08-8)

A. Cicvaric¹, J. Yang¹, S. Krieger², D. Khan¹, E.-J. Kim³, M. Dominguez-Rodriguez¹, M. Cabatic¹, B. Molz⁴, J.P. Acevedo Aguilar¹, R. Milicevic¹, T. Smani⁵, J.M. Breuss⁶, D. Kerjaschki², D.D. Pollak¹, P. Uhrin⁶, F.J. Monje¹

¹Medical University of Vienna, Neurophysiology and Neuropharmacology, Vienna, Austria, ²Medical University of Vienna, Clinical Pathology, Vienna, Austria, ³Inje University College of Medicine, Clinical Research, Busan, South Korea, ⁴Psychology University of York, Heslington York, United Kingdom, ⁵Hospital Universitario Virgen del Rocío/CSIC/Universidad de Sevilla, de Biomedicina de Sevilla, Seville, Spain, ⁶Medical University of Vienna, Vascular Biology and Thrombosis Research, Vienna, Austria

A10: Renal physiology

Properties of Cell Surface P2X₇ Receptors in Chronic Kidney Disease (A10-1)

I. Lajdova¹, V. Spustova¹, A. Oksa¹, D. Chorvat², A. Marcek Chorvatova^{2,3}

¹Slovak Medical University, Department of Clinical and Experimental Pharmacotherapy, Bratislava, Slovakia, ²International Laser Centre, Department of Biophotonics, Bratislava, Slovakia, ³University of Ss. Cyril and Methodius, Department of Biotechnology, Trnava, Slovakia

Role of arginase-II in regulation of water balance (A10-2)

J. Huang¹, J.-P. Montani¹, F. Verrey², E. Feraille³, X.-F. Ming¹, Z. Yang¹

¹University of Fribourg, Department of Physiology, Fribourg, Switzerland, ²University of Zurich, Institute of Physiology, Zurich, Switzerland, ³University of Geneva, Department of Cell Biology and Metabolism, Geneva, Switzerland

Use of electromagnetic field shielding fabric for prenatal care (A10-3)

A.G. Polat¹, A. Metin Tellioglu¹, M. Bilgen², S. Karakas¹

¹Adnan Menderes University Health Sciences Institute, Anatomy, Aydin, Turkey, ²Adnan Menderes University Health Sciences Institute, Biophysics, Aydin, Turkey

CFTR as a regulator of the epithelial-mesenchymal transition (A10-4)

J. Friard, M. Coughnon, M. Tauc, C. Duranton, I. Rubera

LP2M UMR CNRS 7370, Faculty of Medicine, Nice, France

Kidney regulation of inorganic pyrophosphate plasma level: Impact of chronic kidney disease (A10-5)

A. Laurain¹, L. Albano², G. Favre², C. Duranton¹, F. Szeri³, T. Wine², J. Friard¹, G. Leftheriotis¹

¹LP2M 7370, Cellular Physiology, Nice, France, ²Hospital, Nephrology, Nice, France, ³Institut Of Enzymology, Molecular And Cellular Biology, Budapest, Hungary

Effect of Resveratrol Application on Lipid Peroxidation in Experimental Renal Ischemia-Reperfusion Injury in Rats (A10-6)

A.K. Baltaci¹, H. Gokbudak², R. Mogulkoc², M.C. Avunduk¹, E. Menevse³

¹Faculty of Meram Medicine, Necmettin Erbakan University, Pathology, Konya, Turkey, ²Selcuk University Medical School, Physiology, Konya, Turkey, ³Selcuk University Medical School, Biochemistry, Konya, Turkey

The effects of relaxin on myoglobinuric acute kidney injury in rats (A10-7)

A. Ilhan Tarhan¹, N. Aydogdu¹, E. Tastekin², N. Sut³

¹Trakya University, Faculty of Medicine Dept Of Physiology, Edirne, Turkey, ²Trakya University, Faculty of Medicine Dept Of Pathology, Edirne, Turkey, ³Trakya University, Faculty of Medicine Dept Of Biostatistics, Edirne, Turkey

Renal proximal tubular cells under the influence of the female hormone cycle (A10-8)

J. Lechner¹, S. Prajczar¹, M.-M. Doerler¹, O. Eiter¹, D. Hekl², M. Nevinny-Stickel², I. Skvortsova², G. Gstraunthaler¹, P. Lukas², T. Seppi²

¹Medical University of Innsbruck, Physiology, Innsbruck, Austria, ²Medical University of Innsbruck, Univ.-Clinics of Radiation Oncology, Innsbruck, Austria

Immunosuppressant dosing accuracy. Residual drug concentration versus estimation of the area under the curve (A10-9)

A. Noreikaitė¹, F. Saint-Marcoux^{2,3,4}, P. Marquet^{2,3,4}, J.B. Woillard^{2,3,4}, E. Kaduševičius¹, E. Stankevičius¹

¹Lithuanian University of Health Sciences, Institute of Physiology and Pharmacology, Kaunas, Lithuania, ²Limoges University Hospital, Department of Toxicology, Limoges, France, ³Limoges University Hospital, Department of Pharmacology and Toxicology, Limoges, France, ⁴University of Limoges, INSERM UMR 850, Limoges, France

Serum fibroblast growth factor-21 is associated with renal sinus fat increasment independently of total intraabdominal obesity (A10-10)

G. Krievina^{1,2}, P. Tretjakovs^{1,2}, I. Skuja¹, V. Silina¹, G. Bahs¹

¹Riga Stradins University, Human Physiology and Biochemistry, Riga, Latvia, ²University of Latvia, Institute of Cardiology and Regenerative Medicine, Riga, Latvia

The relationship between Saxagliptin and renal ischemia/reperfusion: A morphological approach (A10-11)

S. Tekin¹, A. Beytur¹, A. Taslidere², M. Cakir³, S. Sandal¹

¹Inonu University, Physiology, Malatya, Turkey, ²Inonu University, Histology and Embryology, Malatya, Turkey, ³Bozok University, Physiology, Yozgat, Turkey

Clinical and urodynamic neurogenic bladder secondary to myelomeningocele (MMC) (A10-12)

J.L. Hadj Khalifa^{1,2}, R. Baati^{1,2}, M. Imen³, M. Chebil², C. Dziri³, Salma Mokaddem Mohsen⁴

¹Medicine Faculty Tunis, Physiologie, Tunis, Tunisia, ²Hospital Charles Nicolle, Urology, Tunis, Tunisia, ³Kassab Institute, Physical Medecine, Tunis, Tunisia, ⁴Abderrahmane Mami Hospital, Physiology and Lung Function Tests, Ariana, Tunisia

A13: Skeletal muscle physiology

The effects of Zinc and Melatonin on Muscle Ischemia-Reperfusion Damage in Rat (A13-1)

M. Celer, R. Mogulkoc, A.K. Baltaci, D. Dasdelen
Selcuk University, Konya, Turkey

Radon Registry Study (A13-2)

J. Landrichinger^{1,2,3}, B. Hölzl^{4,5}, J. Untner⁵, W. Foisner⁶, S. Edtinger⁷, M. Knapp⁸, M. Ritter^{1,2,3},
M. Gaisberger^{1,2,3}

¹Paracelsus Medical University, Gastein Research Institute, Salzburg, Austria, ²Paracelsus Medical University, Institute of Physiology and Pathophysiology, Salzburg, Austria, ³Ludwig Boltzmann Cluster for Arthritis and Rehabilitation, Department for Radon Therapy Research, Salzburg, Austria, ⁴SALK, Paracelsus Medical University, Department of Internal Medicine, Landeskrankenhaus St. Veit im Pongau, Salzburg, Austria, ⁵Gastein Healing Gallery, Bad Gastein, Austria, ⁶Cure and Rehabilitation Center, Bad Hofgastein, Austria, ⁷Baerenhof Health Care & Rehabilitation Center, Bad Gastein, Austria, ⁸Stiftung Kurtherme Badepark, Bad Gastein, Austria

The effects of stress on the action potential of skeleton muscles (A13-3)

Y. Z. Dogru
Atatürk University medical School, Department of Physiology Human, Erzurum, Turkey

Functional evaluation in post-viral myositis (A13-4)

C. Borza¹, S.R. Gotia², A. Roi², S.L. Gotia²
¹University of Medicine and Pharmacy Victor Babes, Pathophysiology, Timisoara, Romania, ²University of Medicine and Pharmacy Victor Babes, Physiology, Timisoara, Romania

Cartilage Marker Plots for Monitoring of Osteoarthritis Patients. A Pilot study (A13-5)

M. Winklmayr^{1,2,3}, J. Landrichinger^{1,2,3}, S. Edtinger⁴, B. Hölzl^{5,6}, M. Riedl⁷, M. Ritter^{1,2,3}, M. Gaisberger^{1,2,3}
¹Paracelsus Medical University, Gastein Research Institute, Salzburg, Austria, ²Paracelsus Medical University, Institute of Physiology and Pathophysiology, Salzburg, Austria, ³Ludwig Boltzmann Cluster for Arthritis and Rehabilitation, Department for Radon Therapy Research, Salzburg, Austria, ⁴Baerenhof Health Care & Rehabilitation Center, Bad Gastein, Austria, ⁵SALK, Paracelsus Medical University, Department of Internal Medicine, Landeskrankenhaus St. Veit im Pongau, Salzburg, Austria, ⁶Gastein Healing Gallery, Bad Gastein, Austria, ⁷Paracelsus Medical University, Department of Orthopedics and Traumatology, Salzburg, Austria

The Novel Adipokine Vaspin is Associated with Increased Adiposity in Humans and Impacts on Human Skeletal Muscle Insulin Signalling (A13-6)

T. Nicholson¹, C. Chruh², D. Baker², S. Jones¹
¹University of Birmingham, Institute of Inflammation and Ageing, Birmingham, United Kingdom, ²Medimmune, Cardiovascular and Metabolic Disease (CVMD), Cambridge, United Kingdom

Energy production and transfer in oxidative muscles of mice with deleted wolfram (wfs1) gene (A13-7)

M. Eimre¹, K. Paju¹, N. Peet¹, S. Kasvandik², E. Orlova¹, M. Ivask¹, S. Kõks¹
¹University of Tartu, Institute of Biomedicine and Translational Medicine, Department of Pathophysiology, Tartu, Estonia, ²University of Tartu, Institute of Technology, Tartu, Estonia

Increased proton leak and expression of mitochondrial proteins in white skeletal muscle of mice with deleted wolfram (wfs1) gene. (A13-8)

E. Orlova¹, M. Eimre¹, K. Paju¹, N. Peet¹, L. Kadaja¹, M. Tarrend¹, S. Kasvandik², M. Ivask¹, S. Kõks¹
¹Institute of Biomedicine and Translational Medicine, University of Tartu, Pathophysiology, Tartu, Estonia, ²Institute of technology University of Tartu, Tartu, Estonia

11:00–13:00 / Hall C1

Symposium 5: Exhale negativity-chloride currents in the cardiovascular system



Kindly supported by
Organizer: M. B. Thomsen (Copenhagen, Denmark); Co-chair: N. Khan (Dijon, France)

11:00

What keeps Cl⁻ out of equilibrium in the muscle cells of the cardiovascular system? (S05-1)

C. Aalkjaer
Aarhus University, Biomedicine, Aarhus, Denmark

11:30

Calcium-activated chloride channels and vascular smooth muscle: AN(y)O1 know the answer? (S05-2)

I. Greenwood
St George's, London, United Kingdom

12:00

Recent advances in research of cardiac calcium-activated chloride channels (S05-3)

N. Szentandrassy^{1,2}, B. Hegyi¹, B. Horváth^{1,3}, K. Váczai¹, M. Gönczi^{1,4}, B. Dienes¹, K. Kistamás¹, R. Veress¹, F. Ruzsnavszky¹, T. Bányász¹, J. Magyar^{1,5}, I. Baczkó⁶, A. Varró^{6,7}, G. Seprényi⁸, L. Csernoch¹, P. Nánási^{1,2}
¹University of Debrecen, Department of Physiology, Debrecen, Hungary, ²University of Debrecen, Department of Dental Physiology and Pharmacology, Debrecen, Hungary, ³University of Debrecen, Faculty of Pharmacy, Debrecen, Hungary, ⁴MTA-DE Momentum, Laboratory of Protein Dynamics, Department of Biochemistry and Molecular Biology, Debrecen, Hungary, ⁵University of Debrecen, Department of Physiology, Division of Sport Physiology, Debrecen, Hungary, ⁶University of Szeged, Department of Pharmacology and Pharmacotherapy, Szeged, Hungary, ⁷Hungarian Academy of Sciences, MTA-SZTE Research Group of Cardiovascular Pharmacology, Szeged, Hungary, ⁸University of Szeged, Department of Medical Biology, Szeged, Hungary

12:30

Cardioprotective Action of Intermittent Hypoxia on Left Ventricle Function in Type I Diabetic Rats (S05-4 (O))

F. Akat¹, H. Fiçıcılar¹, M. Baştuğ¹, E. Tuncay², A. Durak², A.D. Dursun¹, F. Topal Çelikkan³, B. Sabuncuoğlu³, B. Turan²

¹Ankara University Faculty of Medicine, Physiology, Ankara, Turkey, ²Ankara University Faculty of Medicine, Biophysics, Ankara, Turkey, ³Ankara University Faculty of Medicine, Histology and Embriology, Ankara, Turkey

12:45

Cardioprotection of the ischemic myocardium induced by preconditioning in the distant organ: the role of peroxisome proliferator-activated receptors (S05-5 (O))

T. Ravingerová¹, V. Farkašová¹, L. Griecsová¹, M. Muráriková¹, L. Lonek¹, J. Neckář², F. Kolář², A. Lazou³, V. Zohdi⁴

¹Institute for Heart Research, Slovak Academy of Sciences, Bratislava, Slovakia, ²Institute of Physiology, Academy of Sciences of the Czech Republic, Prague, Czech Republic, ³Aristotle University of Thessaloniki, School of Biology, Thessaloniki, Greece, ⁴Comenius University, Faculty of Medicine, Bratislava, Slovakia

11:00–13:00 / Hall C2**Symposium 6: Microvascular mechanisms under different pathophysiological conditions**

Organizer: A. Colantuoni (Naples, Italy); Co-chair: G. Leftheriotis (Nice, France)

11:00

Cardiovascular peptides in coronary modulation: focus on Chromogranin-A and its derived peptides (S06-1)

M.C. Cerra, T. Pasqua, R. Mazza, B. Tota, T. Angelone

University of Calabria, Dept. of Biology, Ecology and Earth Science, Arcavacata di Rende (CS), Italy

11:30

High blood pressure-induced cerebrovascular failure leads to dementia (S06-2)

K. Akos

University of Physical Education, Natural Sciences, Budapest, Hungary

12:00

Intestinal microcirculation during hemorrhagic shock and resuscitation (S06-3)

E. Vicaut, N. Libert, N. Oru, E. Laemmel, J. Duranteau

Medical University Diderot, Paris, France

12:30

Acetylsalicylic acid (aspirin) induces endothelium-dependent, cyclic nucleotide-dependent vasodilation of uterine arteries. (S06-4 (O))

M. Mandala¹, H. Helgadottir², L. Barberio¹, M. Wang¹, G. Osol³, S. Gizurarson²

¹University of Calabria, Biology, Ecology and Earth Sciences, Arcavacata di Rende, CS, Italy, ²University of Iceland, Pharmaceutical Sciences, Reykjavik, Iceland, ³University of Vermont, Department of Ob/Gyn and Reproductive Sciences, Burlington, VT, United States

12:45

Salt-sensitive hypertension: role of vascular endothelial growth factor C and lymphangiogenesis (S06-5 (O))

N. Fares¹, S. Beaini¹, Y. Saliba¹, J. Hajal¹, V. Smayra², J.-J. Bakhos¹, D. Chelala²

¹Université Saint Joseph - Faculté de Médecine, Laboratoire de Recherche en Physiologie et Physiopathologie, Beirut, Lebanon, ²Université Saint Joseph - Faculté de Médecine, Beirut, Lebanon

11:00–13:00 / Hall A**Symposium 7: Recent advances in molecular physiology: metabolomics and beyond**

Organizer: Luc Pénicaud (Dijon, France); Co-chair: J. Lechner (Innsbruck, Austria)

11:00

The Role of Metabolic Profiling in Cardiovascular Medicine (S07-1)

E. Holmes

Imperial College, Computational and Systems Medicine, London, United Kingdom

11:30

Gut microbiota and derived metabolites in metabolic disorders (S07-2)

K. Clement

Pitié-Salpêtrière hospital, Nutrition department, Paris, France

12:00

Metabolomics approaches to study NAFLD (S07-3)

M. Oresic

University of Turku, Turku Centre for Biotechnology, Turku, Finland

12:30

Effects of tumor necrosis factor alpha inhibition on streptozotocin-induced mitochondrial damage in pancreatic β -cells S07-4(O)

C. Guven¹, E. Taskin Guven², P. Yazgan³, A. Rezvani⁴, Y. Sevgiler⁵

¹Omer Halisdemir University, Biophysics, Nigde, Turkey, ²Omer Halisdemir University, Physiology, Nigde, Turkey, ³Okan University, Physical Medicine and Rehabilitation, Istanbul, Turkey, ⁴Bezmi Alem University, Physical Medicine and Rehabilitation, Istanbul, Turkey, ⁵Adiyaman University, Biology, Adiyaman, Turkey

12:45

Effect of hypoxia on adiponectin pathway in murine and cellular models: which involvement in COPD-associated cardiovascular risk? (S07-5 (O))M. Pierard¹, S. Conotte¹, A. Tassin¹, K. Zouaoui Boudjeltia², A. Legrand¹¹UMons, Respiratory Physiology and Rehabilitation, Mons, Belgium, ²CHU Charleroi, Experimental Medicine Laboratory (ULB 222 Unit), Montigny-le-Tilleul, Belgium

11:00–13:00 / Hall B

Symposium 8: Pain induced by local acidosis

Organizer: P. Holzer (Graz, Austria); Co-chair: J. Pokorny (Prague, Czech Republic)

11:00

Pain induced by tissue acidosis (S08-1)M. Fischer

Medical University of Vienna, Physiology, Vienna, Austria

11:30

Oligodendrocyte acidification contributes to TRPA1-mediated damage in ischaemia (S08-2)N. Hamilton-Whitaker¹, K. Kolodziejczyk², E. Kougiumtzidou², D. Attwell²¹King's College London, Wolfson Centre for Age Related Diseases, London, United Kingdom, ²University College London, Neuroscience, Physiology and Pharmacology, London, United Kingdom

12:00

Pharmacological modulation of TRPA1 for the treatment of neuropathic pain and neurological disease modification (S08-3)A.-P. Koivisto

Orion Corporation, Turku, Finland

12:30

Pain threshold evaluation requires to record the speed of stimulus intensity variation (S08-5 (O))A. Viggiano¹, L. Lorusso¹, M. Monda²¹University of Salerno, Dept. Medicine, Surgery and Dentistry, Baronissi, Italy, ²Second University of Naples, Dept. Experimental Medicine, Naples, Italy

13:00–14:00

Lunch break

14:00–16:00 / Hall C1

Symposium 9: Brute force and signaling: concepts in vascular mechanotransduction

Kindly supported by

Organizer: I. Fleming (Frankfurt, Germany); Co-chair: M. Ritter (Salzburg, Austria)

14:00

Piezo1 mechanical force sensor in the endothelium (S09-1)D. Beech

University of Leeds, Medicine, Leeds, United Kingdom

14:30

Adjusting G-protein signaling to enable vascular smooth muscle cell phenotype changes during hypertension (S09-2)T. Korff

Heidelberg University, Institute of Physiology and Pathophysiology, Heidelberg, Germany

15:00

The response of the dysfunctional endothelium to elevated flow – implications for plaque disruption (S09-3)S. White

Manchester Metropolitan University, School of Healthcare Science, Manchester, United Kingdom

15:30

Endothelial cells are sensitive to shear stress via Wnt/Planar Cell Polarity pathway (S09-4 (O))E. Roux¹, G. Cullot¹, P. Dufourcq¹, T. Couffinhal^{1,2}, C. Duplaa¹¹Univ. Bordeaux, Inserm, UMR1034, Biology of Cardiovascular Diseases, Pessac, France, ²Centre Hospitalier Universitaire de Bordeaux, Service des Maladies Cardiaques et Vasculaires, Pessac, France

15:45

Investigating the role of Gβγ subunits in Kv7 dependent relaxations (S09-5 (O))J. Stott, I. Greenwood

St George's University of London, Clinical and Molecular Sciences, London, United Kingdom

14:00–16:00 / Hall C2**Symposium 10: Intracellular Ca²⁺-compartments in cardiac physiology and disease**

Organizer: Antonio Zaza (Milan, Italy); Co-chair: A. Calkovska (Martin, Slovakia)

14:00**T-tubules in physiological and pathological intracellular Ca²⁺ dynamics (S10-1)**W. Louch

University of Oslo, Institute for Experimental Medical Research, Oslo, Norway

14:30**Mitochondrial redox regulation in heart failure (S10-2)**C. Maack

University, Deutsches Zentrum für Herzinsuffizienz, Würzburg, Germany

15:00**Effect of Troponin Ca²⁺ Binding Properties on Myofibril Force Kinetics (S10-3)**N. Piroddi¹, B. Scellini¹, C. Ferrantini¹, C. Tesi¹, M. Regnier², C. Poggesi¹¹University of Florence, Experimental and Clinical Medicine, Florence, Italy, ²University of Washington, Seattle, United States**15:30****Spermidine feeding reduces high blood pressure and improves diastolic function in Dahl salt-sensitive rats (S10-4 (O))**S. Sedej¹, M. Abdellatif¹, T. Eisenberg², U. Primessnig^{1,3}, T. Pendl², M. von Frieling-Salewsky⁴, C. Magnes⁵, V. Herbst¹, A. Kirsch⁶, A. Meinitzer⁶, W.A. Linke⁴, S. Kiechl⁷, G. Kroemer⁸, F. Madeo²¹Medical University of Graz, Graz, Austria, ²University of Graz, Graz, Austria, ³Charité–University Medicine Berlin, Berlin, Germany, ⁴Ruhr University Bochum, Bochum, Germany, ⁵Joanneum Research/ Health, Graz, Austria, ⁶Medical University of Graz, Graz, Austria, ⁷Medical University of Innsbruck, Innsbruck, Austria, ⁸INSERM, Paris, France**15:45****Towards the role of store-operated Ca²⁺ entry in skeletal muscle physiology (S10–5 (O))**X. Koenig¹, B.S. Launikonis²¹Medical University of Vienna, Vienna, Austria, ²University of Queensland, Brisbane, Australia**14:00–16:00 / Hall A****Symposium 11: Pancreas: Physiology and disease**

Organizer: S. M. Rodrigues Camargo (Zurich, Switzerland), Co-chair: Z. Cervinkova (Hradec Kralove, Czech Republic)

14:00**Pancreatic cancer: a case of lost identity (S11-1)**P. Martinelli

Medical University Vienna, Institute of Cancer Research, Vienna, Austria

14:30**Multiple roles of purinergic signalling in pancreas (S11-2)**I. Novak

University of Copenhagen, Department of Biology, Copenhagen, Denmark

15:00**Pharmacological targeting of cell type identity in the endocrine pancreas (S11-3)**S. Kubicek

CeMM Research Center for Molecular Medicine of the Austrian Academy of Sciences, Vienna, Austria

15:30**Reversal of premature aging markers after bariatric surgery (S11-4 (O))**P. Hohensinner, B. Ebenbauer, C. Kaun, M. Prager, J. Wojta, G. Rega-Kaun

Medical University of Vienna, Vienna, Austria

15:45**The impaired function of the plasma membrane Ca²⁺ pump causes Ca²⁺ overload and cell damage in CFTR knock out pancreatic ductal cells (S11-5 (O))**T. Madacsy¹, J. Fanczal¹, P. Pallagi², Z. Rakonczay³, P. Hegyi^{4,5}, Z. Rázga⁶, M. Gray⁷, J. Maleth¹¹University of Szeged, First Department of Medicine, Szeged, Hungary, ²University of Szeged, Department of Pharmacology, Szeged, Hungary, ³University of Szeged, Department of Pathophysiology, Szeged, Hungary, ⁴University of Pécs, Institute for Transl. Med. & 1st Dep. of Medicine, Pécs, Hungary, ⁵MTA-SZTE Transl. Gastroenterology Research Group, Szeged, Hungary, ⁶University of Szeged, Department of Pathology, Szeged, Hungary, ⁷Newcastle University, Institute for Cell and Molecular Biosciences, Newcastle, United Kingdom

14:00 – 16:00 / Hall B**Short Talks 1: High-rated abstracts**

Chairs: N. Goswami (Graz, Austria); N. Vardian (Ljubljana, Slovenia)

14:00**G-protein mediated regulation of TRPM3 channel activity (ST1-1)**M. Behrendt, S. Dembla, F. Mohr, C. Goecke, J. Oberwinkler

Philipps University Marburg, Department of Physiology and Pathophysiology, Marburg, Germany

14:15**Role of KCa3.1 channels in glioblastoma induced angiogenesis (ST1-2)**B. Fioretti¹, S. Cataldi¹, F. Ragonese², L. Mancinelli¹, L. Barberini¹, E. Albi³, T. Beccari³¹University of Perugia, Department of Chemistry, Biology and Biotechnology, Perugia, Italy, ²University of Perugia, Department of Experimental Medicine, Perugia, Italy, ³University of Perugia, Department of Pharmaceutical Science, Perugia, Italy**14:30****Model of brain cellular edema in the study of neuroprotection by methylprednisolon (ST1-3)**J. Pokorny, D. Marešová, P. Kozler

Charles University, 1st Faculty of Medicine, Institute of Physiology, Prague 2, Czech Republic

14:45**The role of hyaluronan-based brain extracellular matrix (bECM) in stabilization of neural network activity via regulation of GluR1-containing AMPA receptor synaptic pool (ST1-4)**A. Balashova¹, R. Sokolov¹, V. Pershin^{1,2}, S. Korotchenko^{1,2}, E. Guryev^{1,2}, M. Gainullin^{1,2}, I. Mukhina^{1,2}¹Lobachevsky State University of Nizhny Novgorod, Nizhny Novgorod, Russian Federation, ²Nizhny Novgorod State Medical Academy, Nizhny Novgorod, Russian Federation**15:00****Identification of the biomarkers for low and high grade astrocytoma patients outcome prognosis based on the analysis of gene activity and function (ST1-5)**G. Steponaitis, D. Skiriute, P. Vaitkiene, K. Skauminas, A. Tamasauskas, A. Kazlauskas

Lithuanian University of Health Sciences, Neuroscience Institute, Kaunas, Lithuania

15:15**Does the activity of the proteasome decline during human ageing and in the brains of Parkinson's disease patients? (ST1-6)**D. Wayne¹, K. Lawler¹, L. Bedford¹, L. Callado², W. Carter¹¹University of Nottingham, School of Medicine, Derby, United Kingdom, ²University of the Basque Country, Basque Country, Spain**15:30****Kynurenic acid and it's amid analogue could be possible drug candidates for controlling the activity of opioid system (ST1-7)**R. Samavati

Medical University of Szeged, Neurology, Szeged, Hungary

15:45**A relation between mitochondria and epileptiform discharges (ST1-8)**M. Hotka¹, M. Cagalinec², H. Kubista¹¹Medical University of Vienna, Department of Neurophysiology and Neuropharmacology, Centre of Physiology and Pharmacology, Vienna, Austria, ²Centre of Biosciences, Slovak Academy of Sciences, Department of muscle cell research, Bratislava, Slovakia**16:00 – 17:00****Poster Session B****PLEASE NOTE:**

Posters can be mounted from 13:45, should be mounted until 15:30 and have to be removed at the end of the corresponding poster session at 18:30; otherwise they can be removed by the following presenters or by the organizers.

Fixing material will be provided and distributed in the poster area. There will be no guided poster tour but presenting authors are requested to stay at their posters during the viewing session for discussions.

B01: Cardiac physiology**Chronobiological aspects of general anesthesia in rat myocardial electrophysiology (B01-1)**P. Svorc¹, I. Bacova¹, J. Stimmelova¹, S. Gresova¹, D. Petrasova¹, P. Svorc, Jr.^{1,2}¹Medical Faculty, Safarik University, Department of Physiology, Košice, Slovakia, ²Medical Faculty Ostrava University, Department of Physiology and Pathophysiology, Ostrava, Czech Republic**Physiological and biochemical alterations of experimental systolic heart failure in mice overexpressing a serotonin receptor in the heart (B01-2)**N. Joachim, T. Gerigk, D. Mahnkopf, H. Edler, U. Gergs

Univ Hospital, Pharmacology and Toxicology, Halle, Germany

Uniaxial strain of cardiac tissue parallel to impulse propagation slows conduction more than in the perpendicular direction: untangling the effects of stretch on tissue resistance (B01-3)A. Buccarello¹, M. Azzarito¹, F. Michoud², S. Lacour², J.P. Kucera¹¹University of Bern, Department of Physiology, Bern, Switzerland, ²Swiss Federal Institute of Technology, Lausanne, Laboratory for Soft Bioelectronic Interfaces, Lausanne, Switzerland

The selective late sodium current inhibitor GS967 reduces modifications of ventricular fibrillation activation complexity induced by mechanical stretch (B01-4)

P. Genoves¹, I. del Canto^{1,2}, O. Arias-Mutis¹, L. Santamaria³, C. Soler³, M. Zarzoso⁴, L. Such-Miquel⁴, J.S. Cuñat³, M. Muñoz³, Y. Lopez³, A. Alberola¹, L. Such¹, F.J. Chorro⁵

¹Universitat de València - INCLIVA - CIBERCV, Physiology, Valencia, Spain, ²Universitat Politècnica de València, Electronic Engineering, Valencia, Spain, ³Universitat de València, Physiology, Valencia, Spain, ⁴Universitat de València, Physiotherapy, Valencia, Spain, ⁵Hospital Clínic Universitari de València, INCLIVA, CIBERCV, Valencia, Spain

Role of the late sodium current on ventricular refractoriness and electrophysiological heterogeneity modifications induced by acute local stretch. A study in isolated rabbit heart. (B01-5)

I. del Canto^{1,2}, M. Zarzoso³, L. Such-Miquel³, L. Santamaria⁴, O. Arias-Mutis⁵, P. Genovés⁵, M. Muñoz⁴, C. Soler⁴, M. Heras⁴, G. Parra⁴, A. Alberola⁵, F.J. Chorro^{6,7}, L. Such⁵

¹Universitat de València - INCLIVA - CIBERCV, Valencia, Spain, ²Universitat Politècnica de València, Engineering Electronic, Valencia, Spain, ³Universitat de València, Physiotherapy, Valencia, Spain, ⁴Universitat de València, Physiology, Valencia, Spain, ⁵Universitat de València - INCLIVA - CIBERCV, Physiology, Valencia, Spain, ⁶Hospital Clínic Universitari de València, INCLIVA, CIBERCV, Valencia, Spain, ⁷Universitat de València, Medicine, Valencia, Spain

The effects of paced breathing on heart rate variability parameters (B01-6)

D. Dimitriev, E. Saperova, A. Ivanova

Chuvash State Pedagogical University, Department of Biology, Cheboksary, Russian Federation

Mechanisms of beta-adrenergic regulation of bioelectric activity in murine pulmonary veins myocardium (B01-7)

V. Karimova, V. Kuzmin

Lomonosov Moscow State University, Moscow, Russian Federation

Effect of mesenchymal stem cells administration on electrophysiological and contractile properties of ventricular myocardium in clinically relevant porcine model of sepsis (B01-8)

D. Jarkovska^{1,2}, J. Svirglerova^{1,2}, F. Bartak^{1,2}, L. Nalos^{1,2}, J. Horak^{2,3}, J. Benes^{2,4}, M. Matejovic^{2,3}, M. Stengl^{1,2}

¹Faculty of Medicine in Pilsen, Charles University, Department of Physiology, Pilsen, Czech Republic, ²Faculty of Medicine in Pilsen, Charles University, Biomedical Center, Pilsen, Czech Republic, ³Faculty of Medicine in Pilsen, Charles University, Department of Internal Medicine I, Pilsen, Czech Republic, ⁴Faculty of Medicine in Pilsen, Charles University, Department of Anaesthesiology and Intensive Care, Pilsen, Czech Republic

Heart-rate variability did not affect subsequent night sleep parameters and cortisol awakening response (B01-9)

C. Uçar, T. Özgöçer, S. Yildiz

Inonu University, Faculty of Medicine, Department of Physiology, Malatya, Turkey

Simultaneous electro-optical endocardial and epicardial mapping of mechanoelectric feedback by left ventricular stretch in the isolated rabbit heart. An experimental validation of a custom-made endocardial balloon array with volume control. (B01-10)

C.J. Calvo^{1,2}, A. Tormos², E. Roses², L. Such-Miquel³, M. Zarzoso³, S. Jimenez², L. Such¹, J. Millet², J. Chorro⁴, A. Guill²

¹Universitat de València, Physiology, Valencia, Spain, ²ITACA. Universitat Politècnica de València., Valencia, Spain, ³Universitat de València, Physiotherapy, Valencia, Spain, ⁴Universitat de València, Medicine-Cardiology, Valencia, Spain

The effect of CHAMBER-REST on electrophysiology of the heart in young people (B01-11)

T. Ekrtoová¹, V. Jarkuliš¹, M. Malůš², Z. Vavřina¹, D. Škrda¹, M. Kempný¹, T. Michalčák¹, P. Švorc Jr.¹

¹Faculty of Medicine, University of Ostrava, Department of Physiology and Pathophysiology, Ostrava, Czech Republic, ²Faculty of Arts, University of Ostrava, Department of Psychology, Ostrava, Czech Republic

SYSTOLIC time intervals: effect of mental arithmetics (B01-12)

J. Krohova, B. Czippelova, Z. Turianikova, Z. Lazarova, R. Wiszt, M. Javorka

Comenius University, Jessenius Faculty of Medicine, Department of Physiology and Biomedical Centre Martin, Martin, Slovakia

Heart rate variability of premature neonates from 28 weeks of amenorrhea to term equivalent as responses to painful or stressful cares in Neonatal Intensive Care Unit. (B01-13)

T. Jeanne^{1,2}, F. Jouen³, M. Molina¹, C. Alexandre², J. Leveneur¹, B. Guillois²

¹University of Caen, Laboratoire de Psychologie Caen Normandie EA7452, Caen, France, ²CHU of Caen, Neonatal Intensive Care Unit, Caen, France, ³Ecole Pratique des Hautes Etudes, Laboratoire "Cognition Humaine et Artificielle" EA 4004, Paris, France

B02: Vascular physiology

Effect of sexual dimorphism on the role of perivascular adipose tissue-derived chemerin in regulation of vascular tone of porcine coronary artery (B02-1)

A. Ahmad, R. Roberts, M. Randall

University of Nottingham, Nottingham, United Kingdom

Modulation of meningeal and medullary blood flow upon noxious stimulation of rat cranial dura mater (B02-2)

M. Dux¹, K. Messlinger²

¹University of Szeged, Institute of Physiology, Szeged, Hungary, ²University of Erlangen-Nürnberg, Institute of Physiology & Pathophysiology, Erlangen, Germany

The vasoactive role of nitric oxide and hydrogen sulphide in adult spontaneously hypertensive rats (B02-3)

A. Berenyiova¹, A. Puzserova¹, M. Grman², F. Kristek¹, S. Cacanyiova¹

¹Institute of Normal and Pathological Physiology SAS, Bratislava, Slovakia, ²Institute of Clinical and Translational Research, BMC, SAS, Bratislava, Slovakia

Expression of cellular machinery responsible for acetylcholine synthesis, transport and degradation in rat aorta (B02-4)

Z. Kilianova, K. Krajcovicova, K. Szmicekova, A. Hrabovska

Faculty of Pharmacy, Department of Pharmacology and Toxicology, Bratislava, Slovakia

The role of NO-H₂S interaction in vasoactive responses of rat and human isolated arteries (B02-5)

S. Cacanyiova¹, A. Berenyiova¹, F. Kristek¹, K. Ondrias², M. Grman², J. Breza Sr.³, J. Breza Jr.³

¹Institute of Normal and Pathological Physiology, Laboratory of Vascular Disorders Etiopathogenesis, Bratislava, Slovakia, ²Institute for Clinical and Translational Research BMC, Slovak Academy of Sciences, Bratislava, Slovakia, ³Department of Urology, Derer's University Hospital, Bratislava, Slovakia

Effect of melatonin on blood pressure and fibrosis enlargement in the heart and aorta in experimental metabolic syndrome (B02-6)

O. Pechanova, M. Cebová, R. Rehakova, M. Kosutova, S. Vrankova, A. Barta

Institute of Normal and Pathological Physiology, Slovak Academy of Sciences, Department of Neuro-cardiovascular Interactions, Bratislava, Slovakia

Protective role of melatonin against caspase depended apoptosis in thoracic aorta tissue of pinealectomised rat. (B02-7)

Z.B. Doğanlar¹, O. Doğanlar¹, M. Uzun², M.A. Ovalı², G. Ongoren¹

¹Trakya University, Faculty of Medicine, Medical Biology, Edirne, Turkey, ²Canakkale 18 Mart University, Faculty of Medicine, Physiology, Canakkale, Turkey

Acute exposure to hyperbaric oxygenation impairs endothelial nitric oxide production in Sprague-Dawley healthy male rats (B02-8)

I. Jukić, Z. Mihaljević, L. Rašić, A. Čosić, A. Stupin, I. Ezgeta, I. Drenjančević

Faculty of Medicine Osijek, Dept of Physiology and Immunology, Osijek, Croatia

Hydrogen sulfide restores redox status of heart tissues, diastolic heart function and endothelium dependent vasorelaxation in old animals (B02-9)

V. Sagach, K. Drachuk, N. Dorofeyeva

Bogomolez Inst. of Physiology NAS of Ukraine, Department of Blood Circulation, Kiev, Ukraine

The role of nitric oxide in endothelium-dependent control of murine basilar artery under conditions of acidosis (B02-10)

O.O. Kiryukhina¹, O.S. Tarasova^{1,2}

¹M.V. Lomonosov Moscow State University, Faculty of Biology, Department of Human and Animal Physiology, Moscow, Russian Federation, ²SRF Institute for Biomedical Problems RAS, Moscow, Russian Federation

Premature senescence of endothelial cells upon chronic exposure to TNF α can be prevented by N-acetyl cysteine and plumericin (B02-11)

S.Y. Khan¹, E. Awad¹, A. Oszwald¹, M. Mayr², X. Yin², B. Waltenberger³, H. Stuppner³, M. Lipovac⁴, P. Uhrin¹, J.M. Breuss¹

¹Medical University of Vienna, Vascular Biology and Thrombosis Research, Vienna, Austria, ²King's College London, London, United Kingdom, ³University of Innsbruck, Innsbruck, Austria, ⁴Karl Landsteiner Institute for Cell-based Therapy in Gynecology, Korneuburg, Austria

Obesity impairs vascular reactivity and Ca²⁺ homeostasis in in situ endothelial cells from rat aorta (B02-12)

R. Berra-Romani¹, B. Mani-Zaca¹, V.A. Vargaz-Guadarrama¹, F. Moccia², F. Tanzi²,

A. Trujillo-Hernandez¹

¹Benemerita Universidad Autonoma de Puebla, Cardiovascular Physiology, Puebla, Mexico, ²Universita di Pavia, Dipartimento di Biologia e Biotecnologie L. Spallanzani, Pavia, Italy

B03: Molecular & cellular physiology

Radiofrequency Radiation Emitted from Cell Phone induces DNA Damage and Oxidative Stress in Rat Brain Tissue (B03-1)

M.E. Alkış¹, M.Z. Akdağ², H. Bilgin³, V. Akpolat², S. Daşdağ⁴

¹Muş Alpaslan University, Faculty of Engineering, Department of Electrical & Electronics Engineering, Muş, Turkey, ²Dicle University Faculty of Medicine, Department of Biophysics, Diyarbakır, Turkey, ³Dicle University Faculty of Medicine, Department of Physiology, Diyarbakır, Turkey, ⁴Istanbul Medeniyet University Faculty of Medicine, Department of Biophysics, Istanbul, Turkey

Decreased inward rectifier potassium current IK1 in dystrophin-deficient ventricular cardiomyocytes (B03-2)

L. Rubi, X. Koenig, H. Kubista, H. Todt, K. Hilber

Medical University of Vienna, Center for Physiology and Pharmacology, Vienna, Austria

Effect of Glycine on Microglia during oxidative stress (B03-3)

E. Egger^{1,2,3,4}, M. Gaisberger^{1,2,3}, M. Ritter^{1,2,3}, M. Jakob^{1,2}, H. Kerschbaum⁴

¹Paracelsus Medical University, Institute of Physiology and Pathophysiology, Salzburg, Austria, ²Paracelsus Medical University, Gastein Research Institute, Salzburg, Austria, ³Ludwig Boltzmann Cluster for Arthritis and Rehabilitation, Department for Radon Therapy Research, Salzburg, Austria, ⁴University of Salzburg, Department of Cell Biology, Salzburg, Austria

Oxidative stress in the liver and heart induced by thioacetamide in male and female rats – effect on heart innervation (B03-4)

M. Chottova Dvorakova^{1,2}, D. Jarkovska^{1,2}, E. Mistrova^{1,2}, V. Krizkova³, D. Kotyzova^{2,4}, J. Slavikova², M. Bludovska^{2,4}

¹Charles University, Medical Faculty in Pilsen, Dep. of Physiology, Pilsen, Czech Republic, ²Charles University, Biomedical Center, Pilsen, Czech Republic, ³Charles University, Medical Faculty in Pilsen, Dep. of Histology and Embryology, Pilsen, Czech Republic, ⁴Charles University, Medical Faculty in Pilsen, Dep. of Pharmacology and Toxicology, Pilsen, Czech Republic

Role of TASK-3 channels in the mitochondria of melanoma cells (B03-5)

M. Gönczi¹, D. Nagy², P. Bai^{3,2}, B. Pál⁴, G. Kis⁵, M. Antal⁵, L. Csernoch⁴

¹University of Debrecen, MTA-DE Momentum Laboratory of Protein Dynamics, Debrecen, Hungary, ²University of Debrecen, Department of Medical Chemistry, Debrecen, Hungary, ³University of Debrecen, MTA-DE Momentum Laboratory of Cellular Metabolism, Debrecen, Hungary, ⁴University of Debrecen, Department of Physiology, Debrecen, Hungary, ⁵University of Debrecen, Department of Anatomy, Histology and Embryology, Debrecen, Hungary

Effects of Different Timing in Clamping of Umbilical Cord on Oxidative Markers (B03-6)

N. Bahtiyar¹, D. Saribal Kanber¹, T.B. Bildaci², M.C. Akyolcu¹, S. Toplan¹

¹Istanbul University Cerrahpasa Medical Faculty, Biophysics, Istanbul, Turkey, ²Baskent University Medical Faculty, Gynecology and Obstetrics Services, Istanbul, Turkey

Prevention of doxorubicin-induced cardiotoxicity through atp sensitive potassium channel opening (B03-7)

C. Guven¹, E. Taskin Guven², O. Aydin³, Y. Sevgiler³

¹Omer Halisdemir University, Biophysics, Nigde, Turkey, ²Omer Halisdemir University, Physiology, Nigde, Turkey, ³Adiyaman University, Biology, Adiyaman, Turkey

Effects of melatonin on acute pancreatitis induced by doxorubicin in human pancreatic cell lines (B03-8)

C. Guven¹, E. Taskin Guven², Y. Sevgiler³

¹Omer Halisdemir University, Biophysics, Nigde, Turkey, ²Omer Halisdemir University, Physiology, Nigde, Turkey, ³Adiyaman University, Biology, Adiyaman, Turkey

Effect of Trans-3 Hydroxycinnamic Acid Against Liver Damage Induced-Methotrexate: An Experimental Study (B03-9)

O. Arslan, F.N. Ekinci Akdemir

Ağrı İbrahim Çeçen University, Department of Nutrition and Dietetics, Ağrı, Turkey

The effect of ferulic acid against myocardial damage induced by methotrexate (B03-10)

F.N. Ekinci Akdemir¹, Y. Bayır²

¹Ağrı İbrahim Çeçen University, Department of Nutrition and Dietetics, Ağrı, Turkey, ²Atatürk University, Department of Biochemistry, Erzurum, Turkey

The role of p-Coumaric acid in methotrexate-induced neurotoxicity (B03-12)

F.N. Ekinci Akdemir¹, C. Bingöl², Y. Bayır³, M. Gül⁴

¹Ağrı İbrahim Çeçen University, Department of Nutrition and Dietetics, Ağrı, Turkey, ²Ağrı İbrahim Çeçen University, Department of Medical Laboratory Techniques, Ağrı, Turkey, ³Atatürk University, Department of Biochemistry, Erzurum, Turkey, ⁴Atatürk University, Department of Physiology, Erzurum, Turkey

The effects of chronic intraperitoneally infusion of irisin on liver antioxidant balance in rats (B03-13)

S. Tekin¹, M. Cakir², A. Beytur¹, S. Sandal¹

¹Inonu University, Physiology, Malatya, Turkey, ²Bozok University, Physiology, Yozgat, Turkey

B04: Endocrine, neuroendocrine and metabolism

Energy homeostasis in a hypovitaminosis D-hypoirisinemic rat model (B04-1)

S. Mansour¹, M. Abulmeaty^{1,2}, A. Almajwal², M. ElSadek², S. Razak²

¹Zagazig University, Medical Physiology, Zagazig, Egypt, ²King Saud University, Riyadh, Saudi Arabia

Effects of oxidative stress and insulin on (pro)renin receptor expression in cultured human breast cancer cells (B04-2)

K. Takahashi, K. Tajima, S. Sato, K. Ohba

Tohoku University Graduate School of Medicine, Department of Endocrinology and Applied Medical Science, Sendai, Japan

An Experimental Rat Model for the Effects of High Fat Diet-Induced Obesity on Spatial Learning (B04-3)

F. Sirinyildiz, C. Orak, G. Tasli Yesilcayir, R. O. Ek, G. Cesur

Adnan Menderes University, Physiology, Aydın, Turkey

Traumatic brain injury induces plasma resistin levels in rat (B04-4)

M. Tunc-Ata, F. Altintas, G. Turgut, S. Turgut

Pamukkale University Faculty Of Medicine, Physiology, Denizli, Turkey

Identification of potential biomarkers for autism spectrum disorders using urinary metabolomics (B04-5)

G. Repiska¹, K. Babinska¹, L. Siklenkova¹, H. Celusakova¹, A. Kovac², S. Katina³, J. Galba², D. Ostatnikova¹

¹Comenius University in Bratislava, Faculty of Medicine, Institute of Physiology, Bratislava, Slovakia, ²Slovak Academy of Sciences, Institute of Neuroimmunology, Bratislava, Slovakia, ³Masaryk University, Faculty of Science, Institute of Mathematics and Statistics, Brno, Czech Republic

Ghrelin prevents skeletal muscle damage in septic rats (B04-6)

G. Ates Ulucay^{1,2}, H. Yorulmaz³, G. Unverengil⁴, E. Ozkok⁵, S. Tamer²

¹Istanbul Yeni Yuzuil University, Faculty of Medicine, Department of Physiology, Istanbul, Turkey, ²Istanbul University, Istanbul Medical Faculty, Department of Physiology, Istanbul, Turkey, ³Halic University, Medical Faculty, Department of Physiology, Istanbul, Turkey, ⁴Istanbul University, Istanbul Medical Faculty, Department of Pathology, Istanbul, Turkey, ⁵Istanbul University, Aziz Sanca Institute of Experimental Medicine, Department of Neuroscience, Istanbul, Turkey

Effects of intracerebroventricular fgf21 infusion on the energy metabolism (B04-7)

U. Yilmaz¹, S. Tekin¹, M. Demir¹, Y. Cigremis², S. Sandal¹

¹Inonu University, Department of Physiology, Malatya, Turkey, ²Inonu University, Department of Medical Biology and Genetics, Malatya, Turkey

Effects of short-term and long-term of obesity on RETN, IAPP, and DRD5 mRNA levels (B04-8)

O. Timirci Kahraman¹, U. Yilmaz², C. Horozoglu¹, A. Cevik³, F. Celik¹, M.O. Gokce¹, A. Ergen¹, A. Melekoglu⁴, U. Zeybek¹

¹Istanbul University, Department of Molecular Medicine, Istanbul, Turkey, ²Inonu University, Department of Physiology, Malatya, Turkey, ³Istanbul University, Department of Experimental Animal Biology and Biomedical Application Techniques, Istanbul, Turkey, ⁴Kastamonu University, Department of Genetics and Bioengineering, Kastamonu, Turkey

Comparison of Methods for Alpha-Amylase Measurement in Saliva (B04-9)

Z. Barutcu, T. Ozgocer, P. Cakan, C. Ucar, S. Yildiz

Inonu University, Malatya, Turkey

Late-night eating increased cortisol awakening response but did not affect heart rate variability in the next morning (B04-10)

C. Ucar, T. Ozgocer, S. Yildiz

Inonu University, Faculty of Medicine, Physiology, Malatya, Turkey

Afamin, a potential marker of metabolic syndrome associated with lipid accumulation in liver, is not affected by 3-months exercise intervention (B04-11)

T. Kurdiova¹, S. Tyciakova¹, L. Jackova¹, V. Belan², R. Berberich³, D. Gasperikova¹, G. Schmitz⁴, H. Dieplinger³, B. Ukropcova^{1,5}, J. Ukropec¹

¹Biomedical Research Center, Slovak Academy of Sciences, Institute of Experimental Endocrinology, Bratislava, Slovakia, ²Dr. Magnet, Magnetic resonance centre, Bratislava, Slovakia, ³Faculty of Medicine, Innsbruck University, Department of Genetic Epidemiology, Innsbruck, Austria, ⁴Regensburg University Hospital, Regensburg, Germany, ⁵Faculty of Medicine, Comenius University, Institute of Pathological Physiology, Bratislava, Slovakia

Effects of Zinc and Melatonin Supplements on Immunity Parameters of Rats with Breast Cancer (B04-12)

S.B. Baltaci¹, R. Mogulkoc¹, A.K. Baltaci¹, A. Emsen², H. Artac²

¹Selcuk University, Konya, Turkey, ²Selcuk University, Pediatric Immunology, Konya, Turkey

B05: Sports & exercise physiology

Concurrent exercise training improves anthropometric measures in schizophrenic individuals by engaging epigenetic mechanism and inflammatory modulation (B05-1)

V. Elsner¹, C. Lavratti¹, G. Dorneles², D. Pochmann¹, A. Peres^{1,2}, A. Bard³, L.D.L. Schipper³, P. Dal Lago⁴, L. Wagner¹

¹Centro Universitário Metodista Ipa, Porto Alegre, Brazil, ²Cellular and Molecular Immunology Lab., Department of Health Basic Sciences, Federal University of Health Sciences of Porto Alegre, Porto Alegre, Brazil, ³Curso de Fisioterapia do Centro Universitário Metodista-IPA, Porto Alegre, Brazil, ⁴Programa de Pós Graduação em Ciências da Reabilitação, Universidade Federal de Ciências da Saúde de Porto Alegre, Porto Alegre, Brazil

How the walking dynamics of obese individuals change by low vs fast walking speed with respect to the normal-weight counterparts? (B05-2)

D. D. Koyuncu, U. Dal, Z. Altinkaya

Mersin University, Faculty of Medicine, Department of Physiology, Mersin, Turkey

No hemodynamic effects after one-month ischemic training during the muscle metaboreflex activation (B05-3)

A. Crisafulli¹, G. Mulliri¹, R. Oliveira², R. Farias², K. Lopes², R. Milia¹, G. Sainas¹, V. Pinna¹, G. Palazzolo¹, A. Doneddu¹, G. Ghiani¹, S. Magnani¹, P. Farinatti², S. Roberto¹

¹University of Cagliari, Medical Science and Public Health, Cagliari, Italy, ²Universidade do Estado do Rio de Janeiro, Rio de Janeiro, Brazil

Influence of exercise on aging process (B05-4)

B. Dejanova, S. Petrovska, S. Mancevska, J. Pluncevic, P. Dejanov

Medical Faculty Skopje, Institute of Physiology, Skopje, Macedonia, The former Yugoslav Republic of Macedonia

Time Course of Hemorheological Alterations Following an Acute Bout of Isokinetic Exercise in Active Male Subjects (B05-5)

E. Kilic-Toprak¹, F. Unver², O. Kilic-Erkek¹, H. Korkmaz³, Y. Ozdemir¹, B. Oymak¹, A. Oskay⁴, M. Bor-Kucukatay¹

¹Pamukkale University Faculty of Medicine, Physiology, Denizli, Turkey, ²Pamukkale University, School of Physical Therapy and Rehabilitation, Denizli, Turkey, ³Pamukkale University, Faculty of Sport Sciences, Denizli, Turkey, ⁴Denizli State Hospital, Department of Emergency Medicine, Denizli, Turkey

A 12-week vigorous exercise protocol in a healthy group of persons over 65: Study of physical function by means of the Senior Fitness Test (B05-6)

F. Tocco¹, F. Melis¹, A. Crisafulli¹, M. Pau², F. Todde¹

¹University of Cagliari, Medical Science and Public Health, Cagliari, Italy, ²University of Cagliari, Mechanical Engineering, Cagliari, Italy

Hemorheological Alterations Following an Acute Bout of Nordic Hamstring Exercise in Active Male Subjects (B05-7)

A. Oskay¹, H. Korkmaz², Y. Ozdemir³, B. Oymak³, E. Kilic-Toprak³, O. Kilic-Erkek³, F. Unver⁴, M. Bor-Kucukatay³

¹Denizli State Hospital, Department of Emergency Medicine, Denizli, Turkey, ²Pamukkale University Faculty of Sport Sciences, Denizli, Turkey, ³Pamukkale University Faculty of Medicine, Department of Physiology, Denizli, Turkey, ⁴Pamukkale University School of Physical Therapy and Rehabilitation, Denizli, Turkey

Comparatively Determination of Ventilatory Efficiency from Constant Load and Incremental Exercise Tests (B05-8)

S. Algul, O. Ozcelik, F.a. Uğur, A. Ayar

Karadeniz Technical University, Physiology, Trabzon, Turkey

Cardiopulmonary test parameters in patients with coronary artery disease (B05-9)

S. Magnani, S. Roberto, G. Sainas, G. Palazzolo, V. Pinna, A. Doneddu, R. Milia, F. Tocco, A. Crisafulli

University of Cagliari, Department of Medical Sciences and Public Health, Cagliari, Italy

Cardioprotective Effects of Exercise on the Experimental Type 1 Diabetes Mellitus; Investigating the Oxidative and Antioxidative Status (B05-10)

A.D. Dursun, H. Colaker, G. Omercioglu, Y. Tatar, F. Akat, H. Ficicilar, M. Bastug

Ankara University School of Medicine, Department of Physiology, Ankara, Turkey

Effect of Progressive Resistance Exercise, Targeting Muscles with High Type 1 Fiber, on Aerobic Capacity of Young Sedentary Individuals (B05-11)

E. Sahin, A. Ayar

Karadeniz Technical University, Physiology, Trabzon, Turkey

Influence of Rhodiola Rosea product and physical training, on acute physical stress (B05-12)

R.-N. Jurcau¹, I.-M. Jurcau², N.-A. Colceriu³

¹"Iuliu Hatieganu" University of Medicine and Pharmacy, Pathophysiology, Cluj-Napoca, Romania, ²Emergency Clinical Hospital for Children, Pathology, Cluj-Napoca, Romania, ³University of Agricultural Sciences and Veterinary Medicine, Viticulture, Cluj-Napoca, Romania

The Impact of Physical Exercise Performed at Different Times of Day on Serum Nesfatin-1 and Irisin Levels in Trained and Untrained Young Male Subjects (B05-13)

O. Ozcelik¹, S. Algul^{1,2}, B. Yilmaz³

¹Firat University, Medical School, Physiology, Elazig, Turkey, ²Yuzuncu Yil University, Medical School, Physiology, Van, Turkey, ³Yeditepe University, Medical School, Physiology, Istanbul, Turkey

B09: Neurobiology

The relationship between global acetylation histone H4 levels and spinal cord injury: an experimental study (B09-1)

V. Elsner¹, M.F. de Menezes^{2,3}, F. Nicola⁴, I.R.V. da Silva¹, L. Xavier^{2,3}, A. Vizuete⁴, C.A. Gonçalves⁴, C.A. Netto⁴, R. Mestriner^{2,3}

¹Programa de Pós Graduação em Ciências da Reabilitação, Universidade Federal de Ciências da Saúde de Porto Alegre, Porto Alegre, Brazil, ²Neurorehabilitation and Neural Repair Research Group, Pontifical Catholic University of Rio Grande do Sul, Porto Alegre, Brazil, ³Post Graduate Program in Cellular and Molecular Biology, Pontifical Catholic University of Rio Grande do Sul, Porto Alegre, Brazil, ⁴Department of Biochemistry, Basic Science Institute, Federal University of Rio Grande do Sul, Porto Alegre, Brazil

The role of P2X7 receptors in penicillin-induced epileptiform activity* (B09-2)

G. Arslan¹, S.E. Kocacan², M. Ayyildiz², E. Rzayev³, B. Avci³, E. Agar²

¹Cumhuriyet University, Medical School, Physiology, Sivas, Turkey, ²University of Ondokuz Mayis, Medical School, Physiology, Samsun, Turkey, ³University of Ondokuz Mayis, Medical School, Biochemistry, Samsun, Turkey

The effect of hemopressin on ECoG activity of absence epilepsy model in WAG/Rij rats* (B09-3)

H. Aygun¹, Y. Kabak², M. Ayyildiz³, A.Z.K. Al Khaleel³, L. A. K. Kamil³, S. Beyazkilinc Inal², A. Him⁴, E. Agar³

¹University of Gazi Osmanpasa, Medical School, Physiology, Tokat, Turkey, ²University of Ondokuz Mayis, Faculty of Veterinary Medicine, Pathology, Samsun, Turkey, ³University of Ondokuz Mayis, Medical School, Physiology, Samsun, Turkey, ⁴University of Ondokuz Mayis, Medical School, Biophysic, Samsun, Turkey

The difference of gastrointestinal microbiota of children with and without autism in Slovakia (B09-4)

A. Tomova, K. Babinska, A. Kubranska, P. Kemenyova, J. Radosinska, D. Ostatnikova

Comenius University Bratislava, Slovakia

The effect of melatonin on the experimentally produced alzheimer in rats and relationship with FEZ1 gene expression (B09-5)

M. Demir¹, U. Yilmaz¹, S. Sandal¹, C. Colak², Y. Cigremis³, B. Tekedereli³

¹Inonu University, Department of Physiology, Malatya, Turkey, ²Inonu University, Department of Biostatistics and Medical Informatics, Malatya, Turkey, ³Inonu University, Department of Medical Biology and Genetics, Malatya, Turkey

Role of alpha-adrenoceptor agonists in meningeal nociception (B09-6)

J. Manchen, B. Vogler, K. Messlinger

University of Erlangen-Nürnberg, Institute of Physiology & Pathophysiology, Erlangen, Germany

The Evidences of Electrophysiological Symptoms of Acute Toxoplasmosis in Rats (B09-7)

E. Ayaz¹, H.S. Orallar¹, S.A. Türkoglu¹, A. Çetinkaya¹, S. Demir^{1,2}

¹Abant İzzet Baysal University, Bolu, Turkey, ²Duzce University, Physiology, Duzce, Turkey

Dynamics of changes in heart rate variability after prolonged exposure to dark (B09-8)

P. Svorc Jr.¹, T. Ekrtova¹, V. Jarkulis¹, M. Malus², D. Skrda¹, M. Kempný¹, T. Michalcák¹, Z. Vavřina¹

¹Faculty of Medicine, University of Ostrava, Department of Physiology and Pathophysiology, Ostrava, Czech Republic, ²Faculty of Arts, University of Ostrava, Department of Psychology, Ostrava, Czech Republic

Muscarinic acetylcholine receptors activation enhances neurite outgrowth in cultured hippocampal neurons and exerts anxiolytic-like effects by modulating BDNF and FGF2 in the rat hippocampus (B09-9)

N. Belluardo¹, V. Di Liberto¹, M. Frinchi¹, V. Verdi¹, A. Vitale¹, D.O. Borroto Escuela², K. Fuxe², G. Mudò¹

¹University of Palermo, Department of Experimental Biomedicine and Clinical Neurosciences, Palermo, Italy

²Karolinska Institute, Department of Neurosciences, Stockholm, Sweden

Neurospecific proteins determination in plasma of newborns with perinatal hypoxic lesion of the central nervous system (B09-10)

P. Pchelin¹, N. Shchelchkova², T. Mishchenko^{1,2}, E. Mitroshina¹, K. Terentjeva², O. Khaletskaya², M. Vedunova¹

¹Lobachevsky State University of Nizhny Novgorod, Institute of Biology and Biomedicine, Nizhny Novgorod, Russian Federation, ²Nizhny Novgorod State Medical Academy, Nizhny Novgorod, Russian Federation

Do the activities of redox regulating enzymes decline during ageing and in the brains of Parkinson's disease patients? (B09-11)

L.-N. Schaffert¹, C. Schupfer¹, A.-C. Raulin¹, M. Periera², L. Callado³, W. Carter¹

¹University of Nottingham, School of Medicine, Derby, United Kingdom, ²Federal University of Rio, Rio de Janeiro, Brazil, ³University of the Basque Country, Basque Country, Spain

Chemogenetics modulation of kisspeptin neuron activity and its role in anxiety behavior in mice (B09-12)

S. Eyuboglu¹, S. Agus¹, O. Baser¹, D. Atasoy², B. Yilmaz¹

¹Yeditepe University, Medical School, Physiology, Istanbul, Turkey, ²Istanbul Medipol University, Medical School, Physiology, Istanbul, Turkey

B12: Sensory and motor neurophysiology

Intrinsic discharge patterns of floccular Purkinje cells in rats (B12-1)

C.-H. Kim, Y.-G. Kim

Konkuk University School of Medicine, Seoul, Republic of Korea

The intra-limb anticipatory postural adjustments and their role in movement performance (B12-2)

P. Cavallari, F. Bolzoni, C. Bruttini, R. Esposti

Università degli Studi di Milano, Section Human Physiology - Dep. Pathophysiology and Transplantation, Milan, Italy

Impact of photoreceptor failure on inner retinal function (B12-3)

S. Di Marco

Università degli studi dell'Aquila, Dipartimento di Scienze cliniche applicate e biotecnologiche, L'Aquila, Italy

Dynamic weight bearing test for assessing effects of acute intramuscular administration of botulinum neurotoxin type A1 in the rat (B12-4)

S. Cornet¹, C. Périer¹, L. Gorj², S. Wagner², E. Andriambelison², B. Pouzet³, M. Kalinichev¹

¹Ipsen-Innovation, Neurology, Les Ulis, France, ²Neurofit SAS, Illkirch, France, ³BeVivo GmbH, Reinach (BL), Switzerland

Are psychogenic startles anxiety-enhanced physiological startles? A latencies-based answer (B12-5)

W. Kacem

University of Medicine of Tunis, Physiology, Tunis, Tunisia

Shared neural input between muscles activated during shoulder abduction and adduction (B12-6)

T. Richards, P. Sriya, S. Astill, S. Chakrabarty

University of Leeds, Faculty of Biological Sciences, Leeds, United Kingdom

On genito-urological pathophysiology I (B12-7)

E. Neu¹, M.C. Michailov¹, U. Welscher¹, U. Härlin¹, H.W. Bauer^{1,2}, A. Hofstetter^{1,3}, G. Hohlbrugger^{1,4}, H. Madersbacher^{1,4}, G. Weber^{1,5}

¹Inst. Umweltmedizin (IUM) c/o ICSD/IAS e.V., Munich, Germany, ²FU Berlin & Univ. Munich, Munich, Germany,

³Univ. Munich, Kl. Großhadern, Munich, Germany, ⁴Med. Univ. Innsbruck, Innsbruck, Austria,

⁵Fac. Psychol. (Dean), Univ. Luxembourg & Vienna, Vienna, Austria

Changes in static perimetry during chamber-rest: a pilot study (B12-8)

D. Škrda¹, T. Michalcák¹, M. Maluš², Z. Vavřina¹, T. Ekrtova¹, M. Kempný¹, V. Jarkuliš¹, P. Švorc Jr.¹

¹Faculty of Medicine, University of Ostrava, Department of Physiology and Pathophysiology, Ostrava, Czech Republic, ²Faculty of Arts, University of Ostrava, Department of Psychology, Ostrava, Czech Republic

B17: Stem cells

Development of a multi-layer scaffold for artificial tissue with mesenchymal stem cells (B17-1)

V. Mikalajeva¹, I. Antanavičiūtė¹, T. Tamulevičius², V.A. Skeberdis¹, E. Stankevičius³

¹Lithuanian University of Health Sciences, Institute of Cardiology, Kaunas, Lithuania, ²Kaunas University of Technology, Institute of Materials Science, Kaunas, Lithuania, ³Lithuanian University of Health Sciences, Institute of Physiology and Pharmacology, Kaunas, Lithuania

Synergistic effects of TGF- β and IGF-1 on chondrogenic potential of adipose tissue derived stem cells (B17-2)

D. Taskiran¹, E. Taskiran²

¹Ege University School of Medicine, Physiology, Izmir, Turkey, ²Ege University School of Medicine, Orthopaedics and Traumatology, Izmir, Turkey

17:00–18:00/ Hall C1

Public Lecture

Chair: B. Yilmaz (Istanbul, Turkey)

Exercise as Medicine – the role of myokines mediating muscle-organ cross-talk (PL-03)

B.K. Pedersen

Rigshospitalet and University of Copenhagen, Centre of Inflammation and Metabolism (CIM) and Centre for Physical Activity Research (CFAS), Copenhagen, Denmark

20:00

Congress Dinner

The congress dinner will take place at the Heuriger “Schuebel-Auer”.

Meeting Point:

Heuriger Schuebel-Auer

Kahlenberger Str. 22

1190 Wien-Nussdorf

Please refer to page 10 for further information about public transportation.

Friday, 15 September 2017

09:00–10:00 / Hall C1

Plenary Lecture

Chair: W.E. Louch (Oslo, Norway)

Targeting Brain Circuits to Reverse Obesity and Type 2 Diabetes (PL-04)

L. Heisler

University of Aberdeen, Rowett Institute, Aberdeen, United Kingdom

10:00–11:00

Poster Session C

PLEASE NOTE:

Posters can be mounted from 08:30, should be mounted until 09:30 and have to be removed at the end of the corresponding poster session at 13:15; otherwise they can be removed by the following presenters or by the organizers.

Fixing material will be provided and distributed in the poster area. There will be no guided poster tour but presenting authors are requested to stay at their posters during the viewing session for discussions.

C01: Cardiac physiology

The cardioprotective remote ischemic preconditioning in SHR rats: role of age and activation of RISK signaling pathway (C01-1)

V. Farkašová¹, L. Griecsová¹, M. Muráriková¹, S. Čarnická¹, U. Lonek¹, M. Ferko¹, A. Adameová², T. Ravingerová¹

¹Institute for Heart Research, Slovak Academy of Sciences, Department of Cardiovascular Physiology and Pathophysiology, Bratislava, Slovakia, ²Faculty of Pharmacy, Comenius University, Department of Pharmacology and Toxicology, Bratislava, Slovakia

Remote ischemic preconditioning: protection of myocardial energetics (C01-2)

M. Ferko¹, I. Kancirová¹, M. Jašová¹, J. Kucharská², O. Uličná², O. Vančová², M. Muráriková¹, T. Ravingerová¹, I. Waczulíková³

¹Institute for Heart Research, Slovak Academy of Sciences, Biochemistry, Bratislava, Slovakia, ²Pharmacobiochemical Laboratory, Third Department of Internal Medicine, Faculty of Medicine, Comenius University, Bratislava, Slovakia, ³Division of Biomedical, Physics, Department of Nuclear Physics, Biophysics, Faculty of Mathematics, Physics and Informatics, Comenius University, Bratislava, Slovakia

Hypertension and oxidant stress: Effects of angiotensin II receptor antagonists and calcium-channel antagonists on oxidant status in Algerian hypertensive men. (C01-3)

N. Malti, C. El Hassar, H. Merzouk, S.A. Merzouk, A. Meziane
Laboratory of PPABIONUT, University of Tlemcen, Tlemcen, Algeria

Role of altered Ca²⁺ homeostasis during adverse cardiac remodeling after ischemia and reperfusion (C01-4)

A. Dominguez-Rodriguez¹, I. Díaz¹, E. Sánchez de Rojas-de Pedro¹, I. Mayoral-Gonzalez¹, A. Hmadcha², E. Calderón-Sánchez¹, J. Avila-Medina¹, A.M. Gomez², J.-P. Benitah³, A. Ordóñez¹, T. Smani¹
¹Institute of Biomedicine of Seville, Seville, Spain, ²CABIMER, Department of Stem Cells, Seville, Spain, ³UMR S1180, Inserm, Univ. Paris-Sud, Université Paris-Saclay, Châtenay-Malabry, France

Fluoxetine Attenuates Remote Myocardial Ischemia Reperfusion Injury (C01-5)

M.O. Yaman¹, I. Guner¹, H. Erman², O.E. Tok³, M. Pala⁴, M. Esrefoglu³, R. Gelisgen⁵, H. Uzun⁵, N. Yelmen¹, G. Sahin¹
¹University of Istanbul, Cerrahpasa Medical Faculty, Physiology, Istanbul, Turkey, ²Medeniyet University, Istanbul, Turkey, ³Bezmialem University, Histology and Embryology, Istanbul, Turkey, ⁴Biruni University, Physiology, Istanbul, Turkey, ⁵University of Istanbul, Cerrahpasa Medical Faculty, Biochemistry, Istanbul, Turkey

Beneficial effect of molecular hydrogen and hypoxic postconditioning on ischemia reperfusion injury of isolated rat hearts (C01-6)

M. Zálešák, J. Graban, B. Kura, D. Pancza, T. Ravingerová, J. Slezák
Institute for Heart Research, SAS, Department of Cardiovascular Physiology and Pathophysiology, Bratislava, Slovakia

The effects of zofenopril on cardiac function and pro-oxidative parameters in the streptozotocin-induced diabetic rat heart (C01-7)

V. Zivkovic¹, P. Ristic², I. Srejavic¹, T. Nikolic³, I. Stojic³, D. Ristic⁴, V. Jakovljevic¹
¹Faculty of Medical Sciences, University of Kragujevac, Physiology, Kragujevac, Serbia, ²Military Medical Academy, Belgrade, Endocrinology, Belgrade, Serbia, ³Faculty of Medical Sciences, University of Kragujevac, Pharmacy, Kragujevac, Serbia, ⁴Military Medical Academy, Belgrade, Ophthalmology, Belgrade, Serbia

The long-term effects of atorvastatin on oxidant/antioxidant status of hyperhomocysteinemic rats (C01-8)

T. Nikolic¹, V. Zivkovic², N. Jeremic¹, J. Jeremic¹, I. Stojic¹, I. Srejavic², D. Djuric³, V. Jakovljevic²
¹Faculty of Medical Sciences, University of Kragujevac, Pharmacy, Kragujevac, Serbia, ²Faculty of Medical Sciences, University of Kragujevac, Physiology, Kragujevac, Serbia, ³School of Medicine, University of Belgrade, Institute of Medical Physiology Richard Burian, Belgrade, Serbia

The effects of chronic administration of cisplatin on oxidative stress in isolated rat heart (C01-9)

J. Jeremic¹, I. Stojic¹, T. Nikolic¹, J. Smigic², V. Zivkovic², I. Srejavic², T. Sabo³, V. Jakovljevic²
¹Faculty of Medical Sciences, University of Kragujevac, Department of Pharmacy, Kragujevac, Serbia, ²Faculty of Medical Sciences, University of Kragujevac, Department of Physiology, Kragujevac, Serbia, ³Faculty of Chemistry, University of Belgrade, Department of General and Inorganic Chemistry, Belgrade, Serbia

The effects of modulation of N-methyl-D-aspartate receptors on oxidative status in isolated rat heart (C01-10)

I. Srejavic¹, V. Zivkovic¹, N. Jeremic², I. Stojic², T. Nikolic², D. Djuric³, V. Jakovljevic¹
¹Faculty of Medical Sciences University of Kragujevac, Department of Physiology, Kragujevac, Serbia, ²Faculty of Medical Sciences University of Kragujevac, Department of Pharmacy, Kragujevac, Serbia, ³Institute of Medical Physiology "Richard Burian," Faculty of Medicine, University of Belgrade, Belgrade, Serbia

Effect of maturation on resistance of rat hearts to ischemia and effects of classical and remote ischemic preconditioning. study of potential molecular mechanisms (C01-11)

L. Griecsova¹, V. Farkasova¹, L. Lonek¹, I. Gablovsky¹, I. Bernatova², T. Ravingerová¹
¹Institute for Heart Research SAS, Department of Cardiovascular Physiology and Pathophysiology, Bratislava, Slovakia, ²Institute of Normal and Pathological Physiology SAS, Bratislava, Slovakia

EMAP II provides restoration of heart function in Langendorff ischemia-reperfusion model. (C01-12)

R. Fedichkina¹, Y. Goshovska¹, A. Kornelyuk², V. Sagach¹
¹Bogomoletz Institute of Physiology, Circulation, Kyiv, Ukraine, ²Institute of Molecular Biology and Genetics, Kyiv, Ukraine

Oxidative stress and deficient of nitric oxide synthesis as possible reasons of impaired Frank-Starling low in rat heart due to prolonged lighting (C01-13)

Y. Goshovska, V. Sagach
Bogomoletz Institute of Physiology, Circulation, Kyiv, Ukraine

C02: Vascular physiology

Impaired expression of voltage-gated K⁺ channel during early phase of diabetes in the rat mesenteric arterial smooth muscle (C02-1)

W.S. Park
Kangwon National University School of Medicine, Department of Physiology, Chuncheon, Republic of Korea

The vasodilatory effect of repaglinide, a member of meglitinide class anti-diabetic drugs, via activation of PKG and PKA in aortic smooth muscle (C02-2)

M.S. Seo, W.S. Park
Kangwon National University School of Medicine, Physiology, Chuncheon, Republic of Korea

Inhibitory effect of nortriptyline, a tricyclic antidepressant, on voltage-dependent K⁺ channels in coronary arterial smooth muscle cells (C02-3)

S.E. Shin, W.S. Park

Kangwon National University School of Medicine, Department of Physiology, Chuncheon, Republic of Korea

The vasorelaxant effect of nateglinide, a member of meglitinide class of anti-diabetic drugs, via activation of voltage-gated K⁺ channels in aortic smooth muscle (C02-4)

H. Li, W.S. Park

Kangwon National University School of Medicine, Department of Physiology, Chuncheon, Republic of Korea

The inhibitory effect of dapoxetine, a selective serotonin reuptake inhibitor on voltage-gated K⁺ channels in rabbit coronary arterial smooth muscle cells (C02-5)

J.R. An, W.S. Park

Kangwon National University School of Medicine, Department of Physiology, Chuncheon, Republic of Korea

Direct inhibition of the class III anti-arrhythmic agent, amiodarone on voltage-dependent K⁺ channels in coronary arterial smooth muscle cells from rabbit (C02-6)

H. Li, S.E. Shin, M.S. Seo, J.R. An, W.S. Park

Kangwon National University School of Medicine, Department of Physiology, Chuncheon, Republic of Korea

CaV1.2 L-type Ca²⁺ channel form a signal complex with Orai1 and TRPC1 in vascular smooth muscle cells: Role in vascular tone regulation (C02-7)

J. Avila-Medina^{1,2,3}, E. Calderon-Sanchez^{2,3}, P. Callejo-García², J.A. Rosado⁴, T. Smani^{1,2,3}

¹University of Seville/Institute of Biomedicine of Seville, Medical Physiology and Biophysic, Seville, Spain,

²Institute of Biomedicine of Seville, Grupo de Fisiopatología Cardiovascular, Sevilla, Spain, ³CiberCV, Madrid, Spain,

⁴University of Extremadura, Physiology, Caceres, Spain

Effects of PCSK9 inhibitor in obese Zucker (fa/fa) rats. (C02-8)

M. Kosutova, R. Rehakova, M. Cebova, Z. Matuskova, O. Pechanova

Institute of Normal and Pathological Physiology Slovak Academy of Sciences, Bratislava, Slovakia

Protective effects of nanoparticle-loaded renin inhibitor in experimental hypertension (C02-9)

O. Pechanova, M. Cebová, R. Rehakova, S. Vrankova, A. Barta

Institute of Normal and Pathological Physiology, Slovak Academy of Sciences, Department of Neuro-cardiovascular Interactions, Bratislava, Slovakia

Ranolazine improves vascular sensitivity to insulin in rabbit femoral arteries. (C02-10)

C. Aldasoro¹, S. Guerra Ojeda², A. Jorda², P. Marchio², M. Gimeno-Raga², M.D. Mauricio², S. Valles², M. Aldasoro², J.M. Vila²

¹Hospital General de Castellon, Medicina Familiar y Comunitaria, Castellon, Spain, ²University of Valencia, Physiology, Valencia, Spain

Renal vascular Kv7.1 channels – potential targets for renoprotection (C02-11)

R. Schubert, F. Stocker, S. Braun, N. Schmidt

Medical Faculty Mannheim, Heidelberg University, Mannheim, Germany

The Effects of Nifedipine in Heart Injury Induced by Renal Ischemia Reperfusion (C02-12)

A. Tanyeli¹, E. Eraslan¹, E. Polat², E. Polat³, N. Kurt²

¹Atatürk University, Physiology, Erzurum, Turkey, ²Atatürk University, Biochemistry, Erzurum, Turkey, ³Atatürk University, Histology and Embryology, Erzurum, Turkey

C03: Molecular & cellular physiology

Iron oxide nanoparticles increase nuclear textural entropy in buccal epithelial cells (C03-1)

I. Pantic^{1,2}

¹University of Belgrade, Faculty of Medicine, Institute of Medical Physiology, Belgrade, Serbia, ²University of Haifa, Haifa, Israel

Gender-dependent expression of miRNA in human colorectal cancer and adjacent colonic tissues (C03-2)

K. Voglova¹, J. Bezakova¹, R. Reis², M. Vician², M. Zeman¹, I. Herichova¹

¹Faculty of Natural Sciences Comenius University in Bratislava, Department of Animal Physiology and Ethology, Bratislava, Slovakia, ²University Hospital, Comenius University Bratislava, First Surgery Department, Bratislava, Slovakia

Nanoparticles at the neurovascular unit: in vitro and in vivo studies to assess the blood-brain barrier permeability and function (C03-3)

G. Forcaia¹, R. Dal Magro¹, E. Cesana¹, B. Albertini², P. Blasi², F. Re¹, G. Sancini¹

¹University of Milan Bicocca, School of Medicine and Surgery, Monza, Italy, ²University of Perugia, Department of Pharmaceutical Sciences, Perugia, Italy

In Vitro Cell Death Discrimination and Screening Method by Simple and Cost-Effective Viability Analysis. (C03-4)

K. Helm¹, M. Beyreis¹, C. Mayr^{1,2}, M. Ritter¹, M. Jakab¹, T. Kiesslich^{1,2}, K. Plätzer³

¹Paracelsus Medical University Salzburg, Institute of Physiology and Pathophysiology, Salzburg, Austria, ²Salzburger Landeskliniken - SALK, Paracelsus Medical University, Department of Internal Medicine I, Salzburg, Austria,

³University of Salzburg, Department of Materials Science and Physics, Salzburg, Austria

Progesterone and selective membrane progesterone receptor ligands as immunomodulators in human T-lymphocytes (C03-5)

A. Polikarpova¹, I. Levina², L. Kulikova², I. Morozov³, P. Rubtsov³, I. Zavarzin², A. Guseva¹, O. Smirnova¹, T. Shchelkunova¹

¹Lomonosov Moscow State University, Faculty of Biology, Moscow, Russian Federation, ²Zelinsky Institute of Organic Chemistry Russian Academy of Sciences, Moscow, Russian Federation, ³Engelhardt Institute of Molecular Biology Russian Academy of Sciences, Moscow, Russian Federation

Tolfenamic Acid Induces Apoptosis by Increasing TNF-alpha Gene Expression in rat hepatocellular carcinoma cells (C03-6)

S. Akin, M. Özkurt, R. Uyar¹, S. Kabadere

Eskişehir Osmangazi University, Physiology, Eskişehir, Turkey

The apoptotic effect of quercetin in human hepatoma cell line HEP3B that Nf-KB pathway suppressed by CAPE (C03-7)

M. Kasit, O. Doğanlar

Trakya University, Faculty of Medicine, Medical Biology, Edirne, Turkey

Transcriptional regulation of metabolic reactions in breast cancer cells (C03-8)

I. Cesleviciene, I. Antanavičiūtė, V. Mikalayeva, G. Milašiūtė, V.A. Skeberdis, S. Bordel Velasco

Lithuanian University of Health Sciences, Institute of Cardiology, Kaunas, Lithuania

Synthesis of New 1,1,3,3-Tetra(4'-oxy-3-substituted-chalcone)-5,5-diphenyl-cyclotriphosphazene Derivatives and Investigation of Their Anti-Cancer Activities (C03-9)

S. Tekin¹, I. Tekin², K. Koran³, A.O. Gorgulu³, S. Sandal¹

¹Inonu University, Physiology, Malatya, Turkey, ²Inonu University, Public Health, Malatya, Turkey, ³Firat University, Chemistry, Elazığ, Turkey

Effects of N-(p-aminocinnamoyl) anthranilic acid (ACA) on various human cancer cell lines (C03-10)

S. Tekin¹, M. Cakir², A. Beytur¹, S. Sandal¹

¹Inonu University, Physiology, Malatya, Turkey, ²Bozok University, Physiology, Yozgat, Turkey

Effects of saxagliptin on human prostate and breast cancer: An in vitro study (C03-11)

S. Tekin¹, A. Beytur¹, M. Cakir², S. Sandal¹

¹Inonu University, Physiology, Malatya, Turkey, ²Bozok University, Physiology, Yozgat, Turkey

The influence of enzyme matrix metalloproteinase-9 and innate immune cells in the pathogenesis of tumor response (C03-12)

I. Mrakovcic-Sutic¹, M. Petkovic², A. Bulog^{3,4}, V. Micovic^{3,4}, I. Sutic⁵, V. Pavisic¹, I. Sutic³

¹Medical Faculty, Department of Physiology and Immunology, Rijeka, Croatia, ²Medical Faculty, Department of Oncology and Radiotherapy, Rijeka, Croatia, ³Medical Faculty, Rijeka, Croatia, ⁴Medical Faculty, Department of Public Health, Rijeka, Croatia, ⁵Medical Faculty, Department of Family Medicine, Rijeka, Croatia

Investigation of the effects of a sulfite molecule on human neuroblastoma cells via a novel oncogene URG4/URGCP (C03-13)

Y. Dodurga¹, M. Seçme¹, C. Eroğlu², G. Gündoğdu³, C. Biray Avcı⁴, G. Bağcı¹, V. Küçükataş¹, N.L. Şatıroğlu-Tufan⁵, C. Biray Avcı⁴

¹Pamukkale University Medical Faculty, Denizli, Turkey, ²Necmettin Erbakan University Medical Faculty, Konya, Turkey, ³Atatürk University Medical Faculty, Erzurum, Turkey, ⁴Ege University Medical Faculty, İzmir, Turkey, ⁵Ankara University Medical Faculty, Ankara, Turkey

C04: Endocrine, neuroendocrine and metabolism

The Effects of Thyroid Dysfunction on Nesfatin-1 Levels in Rats (C04-1)

E. Atici¹, E. Menevse^{2,1}, A.K. Baltacı², R. Mogulkoc²

¹Baskent University, Ankara, Turkey, ²Selcuk University, Konya, Turkey

Experimental Hypothyroidism and Hyperthyroidism Have Similar Effects on Cardiac Irisin Levels in Rats (C04-2)

E. Atici^{1,2}, E. Menevse¹, A.K. Baltacı¹, R. Mogulkoc¹

¹Selcuk University, Konya, Turkey, ²Baskent University, Ankara, Turkey

Effect of bisphenol a and diethylhexyl phthalate on progesterone secretion by luteal cells (C04-3)

R. Kabakci, A.A. Yigit

Kirikkale University, Faculty of Veterinary Medicine, Department of Physiology, Kirikkale, Turkey

c-AMP during oestrus cycle in rats (C04-4)

V. Antevska

Medical Faculty Skopje, Institute of Physiology, Skopje, The Former Yugoslav Republic of Macedonia

Effect of Zinc and Melatonin on Oxidative Stress and Serum Inhibin-B Levels in a Rat Testicular Torsion-Detorsion Model (C04-5)

A. Semercioz¹, A.K. Baltacı², R. Mogulkoc², M.C. Avunduk³

¹Bagcilar Training and Research Hospital, Urology, Istanbul, Turkey, ²Selcuk University Medical School, Physiology, Konya, Turkey, ³Faculty of Meram Medicine, Necmettin Erbakan University, Pathology, Konya, Turkey

Combined Effects of Flavonoid Fisetin and Endocrine Disruptor Bisphenol A on Progesterone Production by Granulosa Cells (C04-6)

A. Bujnakova Mlynarcikova, S. Scsukova

Biomedical Research Center SAS, Institute of Experimental Endocrinology, Bratislava, Slovakia

Determining the Correlation between Thyroid Hormone and Adropine Hormone in Rats which received Cold Restraint Stress (C04-7)

M.C. Guler¹, A. Tanyeli¹, E. Eraslan¹, T. Nacar¹, E. Polat²

¹Ataturk University, Physiology, Erzurum, Turkey, ²Ataturk University, Biochemistry, Erzurum, Turkey

Thyroid axis functioning is associated with health status and shorter survival of brain tumor patients (C04-8)

A. Bunevicius, S. Tamasauskas, V. Deltuva, A. Tamasauskas

Lithuanian University of Health Sciences, Kaunas, Lithuania

Pregnancy induced changes in innate immunity during autoimmune thyroid disease (C04-9)

I. Mrakovcic-Sutic¹, T. Bogovic Crncic¹, S. Grbac Ivankovic¹, V. Pavusic², I. Sutic³

¹Medical Faculty, Department of Nuclear Medicine, Rijeka, Croatia, ²Medical Faculty, Department of Physiology and Immunology, Rijeka, Croatia, ³Medical Faculty, Department of Family Medicine, Rijeka, Croatia

Comparison of extraction methods for measurement of hair cortisol (C04-10)

T. Atçali¹, S. Yıldız², C. Uçar², S. Uğraş²

¹Bingöl University, Bingöl, Turkey, ²İnönü University Faculty of Medicine, Physiology, Malatya, Turkey,

Lengths of the menstrual cycle and menstruation are positively correlated with general tiredness in long-term entrained students (C04-11)

S. Uğraş, C. Uçar, T. Atçali, S. Yıldız

İnönü University Faculty of Medicine, Malatya, Turkey

C05: Sports & exercise physiology

The Effect of Resveratrol Supplementation on Element Metabolism in Bone Tissue of Rats with Acute Swimming Exercise (C05-1)

A.K. Baltacı¹, D. Cinarlı¹, R. Mogulkoc¹, S. Patlar², S.B. Baltacı¹

¹Selcuk University Medical School, Physiology, Konya, Turkey, ²Selcuk University, Sport Sciences, Konya, Turkey

Cardiorespiratory fitness effect on cerebral oxygenation in chronic obstructive pulmonary patients (C05-2)

O. Dupuy¹, Q. Bretonneau¹, J.-C. Meurice², F. Caron^{2,3}, C. de Bisschop¹

¹Université de Poitiers, Laboratoire MOVE EA 6314, Poitiers, France, ²Service de Pneumologie, Centre Hospitalier Universitaire de Poitiers, Poitiers, France, ³Centre de réadaptation du Moulin Vert, Nieuil l'Espoir, France

Effects of Acute Exhaustive Exercise on Oxidant and Antioxidant System Parameters in Rats with Streptozotocin Induced Diabetes Mellitus (C05-3)

A.M. Sahin¹, O.F. Sonmez¹, M. Mengi¹, M. Altan¹, M.S. Toprak², H. Ekmekci², G. Metin¹, L. Cakar³

¹Istanbul University Cerrahpasa Faculty of Medicine, Physiology, İstanbul, Turkey, ²Istanbul University Cerrahpasa Faculty of Medicine, Biochemistry, İstanbul, Turkey, ³Sanko University School of Medicine, Physiology, Gaziantep, Turkey

Diving response after a one-week diet and overnight fasting (C05-4)

A. Di Giacomo, G. Ghiani, G. Palazzolo, S. Roberto, F. Tocco

University of Cagliari, Cagliari, Italy

Relationship between regular exercise-induced cardiac hypertrophy and microRNA (C05-5)

M. Pala¹, M. Altan², O.F. Sonmez², M. Mengi², S. Dincer³, F. Akbas⁴, M. Yıldız⁵, M. Kumaş⁶, M. Esrefoglu⁶, G. Metin²

¹Biruni University Faculty of Medicine, Physiology, İstanbul, Turkey, ²Istanbul University Cerrahpasa Faculty of Medicine, Physiology, İstanbul, Turkey, ³Istanbul University İstanbul Medical Faculty, Sports Medicine, İstanbul, Turkey, ⁴Bezmialem Vakıf University Medical Faculty, Medical Biology, İstanbul, Turkey, ⁵Istanbul University, Institute of Cardiology, İstanbul, Turkey, ⁶Bezmialem Vakıf University Medical Faculty, Histology, İstanbul, Turkey

Prognostic Value of 6-Minute Walk Test in children with congenital anemia (C05-6)

K. Ayed¹, S. Yahyaoui², S. Mokaddem¹, S. Ben Jemaa¹, I. L. Hadj Khalifa¹, S. Ben Khamsa Jamaledine¹

¹Abderrahman Mami Hospital, Department of Respiratory Fonctionnal Explorations, Ariana, Tunisia, ²Bechir Hamza Children's Hospital, Service of Infantile Medicine, Bab Saadoun, Tunisia

Case Study of a Male Ocean Racer: body composition and nutritional intake during world solo sailing record attempt (C05-7)

G. Ghiani, S. Magnani, V. Pinna, A. Doneddu, G. Sainas, F. Tocco, A. Crisafulli

Università Cagliari, Scienze mediche e sanità pubblica, Cagliari, Italy

Vitamin C supplementation mitigates diving-induced changes in cerebral circulation (C05-8)

O. Barak¹, K. Caljkusic², R. Hoiland³, S. Thom⁴, P. Jovanov⁵, T. Mijacika², Z. Dujic²

¹Faculty of Medicine University of Novi Sad, Department of Physiology, Novi Sad, Serbia, ²University of Split School of Medicine, Split, Croatia, ³University of British Columbia, Okanagan Campus, Kelowna, Canada, ⁴University of Maryland, School of Medicine, Baltimore, Maryland, Baltimore, United States, ⁵Institute of Food Technology in Novi Sad, Novi Sad, Serbia

The Investigation of the Effects of Mask and Mouthpiece Types with Different Dead Space Volumes on the Energy Expenditure Measurements (C05-9)

Z. Altinkaya¹, U. Dal¹, N. Ozel²

¹Mersin University, Faculty of Medicine, Department of Physiology, Mersin, Turkey, ²Mersin University, Faculty of Medicine, Department of Biostatistics and Medical Informatic, Mersin, Turkey

The contraction-induced hypertrophic response of myostatin suppression is intrinsically impaired in myotubes from obese individuals. (C05-10)

T. Nicholson¹, H. Palfrey¹, C. Chruch², D. Baker², S. Jones¹

¹University of Birmingham, Institute of Inflammation and Ageing, Birmingham, United Kingdom, ²Medimmune, Cardiovascular and Metabolic Disease (CVMD), Cambridge, United Kingdom

The Effects of Voluntary Physical Activity in Female Rats Fed with Fructose Rich Diet (C05-11)

P. Tayfur¹, K. Gokce², S. Yilmaz², O. Barutcu², E.O. Ozgur², N. Sut³, S.A. Vardar¹

¹Trakya University Medical Faculty, Physiology, Edirne, Turkey, ²Trakya University Medical Faculty, Edirne, Turkey, ³Trakya University Medical Faculty, Biostatistics, Edirne, Turkey

Effects of Exercise on ADAMTS-4 and ADAMTS-5 Levels in Sport Horses (C05-12)

S. Kandir¹, G. Tekin², C. Er³, S. Karakurt²

¹Cukurova University, Ceyhan Faculty of Veterinary Medicine, Physiology, Adana, Turkey, ²Selcuk University, Faculty of Science, Biochemistry, Konya, Turkey, ³Petibör Veterinary Clinic, Internal Medicine, Istanbul, Turkey

Eight-weeks of treadmill exercise ameliorates neuropathic pain in diabetic rats (C05-13)

O. F. Kalkan, Y. E. Surmeneli, O. Aktas, B. P. Yucel, A. Ayar

Karadeniz Technical University, Physiology, Trabzon, Turkey

C07: Gastrointestinal physiology

Effect of Pinealectomy and Melatonin Supplementation on Metallothionein, Zinc Transport Protein Levels in the Small Intestine Sections of the Rat (C07-1)

O. Unal¹, A.K. Baltaci¹, R. Mogulkoc¹, M.C. Avunduk²

¹Selcuk University Medical School, Physiology, Konya, Turkey, ²Necmettin Erbakan University, Pathology, Konya, Turkey

Comparative study between esophageal hypomotility and inefficient esophagus about 420 cases (C07-2)

W. Kacem

University of Medicine of Tunis, Physiology, Tunis, Tunisia

Investigation of anticancer mechanism of isoorientin isolated from eremurus spectabilis leaves in HT-29 human colorectal adenocarcinoma cells (C07-3)

G. Gundogdu¹, Y. Dodurga², L. Elmas², S. Yilmaz Taşci¹, E. S. Karaoglan³

¹Ataturk University, Physiology, Erzurum, Turkey, ²Pamukkale University, Medical Biology, Denizli, Turkey, ³Ataturk University, Department of Pharmaceutical Botany, Faculty of Pharmacy, Erzurum, Turkey

Association between chromatin fractal lacunarity and nuclear envelope circularity in mice hepatocytes (C07-4)

J. Paunovic¹, D. Vucevic¹, T. Radosavljevic¹, I. Pantic^{2,3}

¹University of Belgrade, Faculty of Medicine, Institute of Pathological Physiology, Belgrade, Serbia, ²University of Belgrade, Faculty of Medicine, Institute of Medical Physiology, Belgrade, Serbia, ³University of Haifa, Haifa, Israel

VX-809 restores the alcohol-induced expression defect of cystic fibrosis transmembrane conductance regulator in Capan-1 cells (C07-5)

A. Grassalkovich¹, J. Maléth¹, T. Madácsy¹, P. Pallagi¹, V. Venglovecz², Z. Rakonczay Jr.³, P. Hegyi³

¹University of Szeged, 1st Department of Medicine, Szeged, Hungary, ²University of Szeged, Department of Pharmacology and Pharmacotherapy, Szeged, Hungary, ³University of Pécs, Institute for Translational Medicine and 1st Department of Medicine, Szeged, Hungary

The cytotoxic and genotoxic effects of daidzein in MIA PaCa-2 human pancreatic carcinoma cells (C07-6)

G. Gundogdu¹, Y. Dodurga², M. Cetin³, M. Secme², B. Cicek¹

¹Ataturk University, Physiology, Erzurum, Turkey, ²Pamukkale University, Department of Medical Biology, Faculty of Medicine, Denizli, Turkey, ³Ataturk University, Department of Pharmaceutical Technology, Faculty of Pharmacy, Erzurum, Turkey

Mechanism of glutamate secretion on the pancreatic juice by acinar cells (C07-7)

D. Gluch, S. Camargo

University of Zurich, Physiology, Zurich, Switzerland

Investigation of the pancreatic ductal ion secretion in pancreatic ductal organoid cultures (C07-8)

R. Molnár, L. Alsardih, J. Fanczal, T. Madácsy, P. Hegyi, J. Maléth

University of Szeged, First Department of Internal Medicine, Szeged, Hungary

Role Of Vagal Afferents On High Fat Diet Induced Alterations in Rat Behaviour And Gut Motility (C07-9)

Y. Öztürk¹, B. Akgün¹, O. Çetin¹, H. Karataş¹, B. Güney¹, Z.N. Özdemir Kumral², D. Özbeyli², S. Arabacı Tamer², H. Zortul³, F. Arıcıoğlu³, B. Ç Yeğen², N. İmeryüz^{4,2}

¹Marmara University, Medicine, Istanbul, Turkey, ²Marmara University, Physiology, Istanbul, Turkey, ³Marmara University, Pharmacy, İstanbul, Turkey, ⁴Marmara University, Gastroenterology, Istanbul, Turkey

Fluid and HCO₃-secretion and CFTR activity are inhibited by cigarette smoke extract in guinea pig pancreatic ductal cells (C07-10)

D. Tálás¹, P. Pallagi¹, V. Venglovecz², E. Gál^{1,2}, K. Tóth¹, A. Schnúr¹, J. Maléth¹, D. Csopor³, Z. Rakonczay Jr.^{1,4}, P. Hegyi^{1,5,6}

¹University of Szeged, First Department of Medicine, Szeged, Hungary, ²University of Szeged, Department of Pharmacology and Pharmacotherapy, Szeged, Hungary, ³University of Szeged, Department of Pharmacognosy, Szeged, Hungary, ⁴University of Szeged, Department of Pathophysiology, Szeged, Hungary, ⁵University of Pécs, Institute for Translational Medicine & First Department of Medicine, Pécs, Hungary, ⁶MTA-SZTE, Translational Gastroenterology Research Group, Szeged, Hungary

C14: Ion channels

Different modulation of the excitability of hippocampal and cerebellar neurons by a fibrotic scar model (C14-1)

L. Lacinova¹, K. Ondacova¹, L. Lapinova¹, D. Jurkovicova²

¹Center of Biosciences, Institute of Molecular Physiology and Genetics, Bratislava, Slovakia, ²Biomedical Research Center, Cancer Research Institute, Bratislava, Slovakia

Glycine Uptake via Sodium/Neutral Amino Acid Transporters Activates a Swelling-Dependent Anion Conductance in Microglial Cells (C14-2)

M. Jakab¹, M. Kittl^{1,2}, M. Beyreis¹, H. Dobias^{1,3}, M. Gaisberger^{1,3}, M. Ritter^{1,4}, H. Kerschbaum²

¹Paracelsus Medical University, Institute of Physiology and Pathophysiology, Salzburg, Austria, ²University of Salzburg, Department of Cellular Biology, Division of Molecular and Cellular Neurobiology, Salzburg, Austria, ³Paracelsus Medical University, Gastein Research Institute, Salzburg, Austria, ⁴Ludwig Boltzmann Cluster for Arthritis and Rehabilitation, Department for Radon Therapy Research, Salzburg, Austria

Noradrenaline Suppresses a Cl⁻ Current as well as Phagocytosis in Murine Microglia (C14-3)

K. Michael^{1,2}, M. Jakab³, T.S. Steininger², M. Beyreis¹, M. Ritter^{1,4}, H.H. Kerschbaum²

¹Paracelsus Medical University, Institute of Physiology and Pathophysiology, Salzburg, Austria, ²University of Salzburg, Department of Cellular Biology, Division of Molecular and Cellular Neurobiology, Salzburg, Austria, ³Paracelsus Medical University Salzburg, Institute of Physiology and Pathophysiology, Salzburg, Austria, ⁴Ludwig Boltzmann Cluster for Arthritis and Rehabilitation, Department for Radon Therapy Research, Salzburg, Austria

Cloxyquin is a selective and state-dependent activator of TWIK-related spinal cord K⁺ channel (TRESK) (C14-4)

M. Lengyel, A. Dobolyi, G. Czirják, P. Enyedi

Semmelweis University, Physiology, Budapest, Hungary

Ion channels in anticancer drugs painful side effects (C14-5)

A. Cophignon¹, S. Naik¹, N. Milosavljevic², M. Poët¹, L. Counillon¹

¹LP2M/CNRS-UMR7370, Nice, France, ²The University of Manchester, Manchester, United Kingdom

C15: Other

Evaluation of estradiol level and serum lipids in white wistar rats of female gender during their generative life (C15-1)

S. Petrovska, B. Dejanova, S. Mancevska, J. Pluncevic-Gligorovska

Faculty of Medicine, Department of Physiology, Skopje, Macedonia, The Former Yugoslav Republic of Macedonia

Discovery of a new voltage-gated proton channel (C15-2)

G. Chaves^{1,2}, C. Derst³, A. Franzen², Y. Mashimo⁴, R. Machida⁴, B. Musset¹

¹PMU Nürnberg, Institut für Physiologie, Nürnberg, Germany, ²Forschungszentrum Jülich, ICS-4, Jülich, Germany, ³Universität zu Köln, Zoologisches Institut, Köln, Germany, ⁴University of Tsukuba, Sugadaira Montane Research Center, Ueda, Japan

The determination of interaction between naringin and different chemotherapy agents in neuroblastoma and astrocyte cell lines (C15-3)

N.P. Turker¹, Z.B. Doganlar²

¹Trakya University, Technology Research and Application Center (TUTAGEM), Edirne, Turkey, ²Trakya University, Medicinal Biology, Edirne, Turkey

Critical analysis of dietary habits in people with type 2 diabetes (C15-4)

K. Inchirah

Faculty of Sciences of Bizerte, Biology, Bizerte, Tunisia

C16: Neuro-immunology

Association of TNFAIP3 and TRAF1 polymorphisms with susceptibility to systemic lupus erythematosus and rheumatoid arthritis in Egyptian Population. (C16-1)

A. Ismeil

Faculty of Medicine, Physiology Department, Sinnar, Sudan

Antibodies against vimentin – an early biomarker of ischemia? (C16-2)

S.A. Türkoglu, M.N. Öğün, E. Karabörk, H.S. Orallar, S. Yıldız

Abant İzzet Baysal University, Bolu, Turkey

C18: Teaching & e-learning

Near-Peer Teaching Program in Medical Physiology at Comenius University (C18-1)

S. Hnilicova¹, A.I. Daponte¹, P. Vitovič², A. Dal Grande¹, F. Schmitt¹, Y. Senoo¹, P. Hnilica³, D. Ostatnikova¹

¹Comenius University in Bratislava, Institute of Physiology, Bratislava, Slovakia, ²Faculty of Medicine, Comenius University, Department of Simulations and Virtual Medical Education, Bratislava, Slovakia, ³SI Medical, Bratislava, Slovakia


Team-Based Learning in Medical Physiology (C18-2)

M. Geiger

Medical University Vienna, Department of Vascular Biology and Thrombosis Research, Vienna, Austria

11:00–13:00 / Hall C1

Symposium 12: Current trends in cell therapy for functional recovery of the diseased heart

Kindly supported by 

Organizer: N. D. Ullrich (Heidelberg, Germany); Co-chair: B. Yilmaz (Istanbul, Turkey)

11:00

Cardiac Bone Marrow-Derived Cell-based Therapy associated with scaffold for Heart Repair (S12-1)

M.-N. Giraud

University of Fribourg, Cardiology, Fribourg, Switzerland

11:30

Excitation-Contraction Coupling Plasticity in Pluripotent Stem Cell-Derived Cardiac Myocytes (S12-2)

C. Terracciano

University, Medicine, London, United Kingdom

12:00

Generation and functional characterization of human induced pluripotent stem cell-derived pacemaker cell clusters (S12-3)

P. Schweizer¹, F. Darche¹, M. Koenen², H. Katus¹, D. Thomas¹

¹University Hospital Heidelberg, Cardiology, Heidelberg, Germany, ²Max-Planck Institute for Medical Research, Neurobiology, Heidelberg, Germany

12:30

Monomeric adiponectin modulates nitric oxide release and calcium movements in porcine aortic endothelial cells in normal/high glucose conditions (S12-4 (O))

E. Grossini

University East Piedmont, Novara, Italy

12:45

TRPC – NFAT signaling inhibition mediates the cardiac anti-fibrotic effect of polyphenols (S12-5 (O))

Y. Saliba¹, J. Hajal¹, S. Chacar^{1,2}, R. Maroun², V. Smayra³, N. Fares¹

¹Université Saint Joseph - Faculté de Médecine, Laboratoire de Recherche en Physiologie et Physiopathologie, Beirut, Lebanon, ²Université Saint Joseph - Faculté des Sciences, Centre d'Analyses et de Recherche, Unité de Recherche Technologie et Valorisation Alimentaire, Beirut, Lebanon, ³Université Saint Joseph - Faculté de Médecine, Beirut, Lebanon

11:00–12:30 / Hall C2

Symposium 13: Place navigation in dynamic world in healthy and disordered brain: focus on cognitive coordination and behavioral flexibility

Organizer: J. Svoboda (Prague, Czech Republic); Co-chair: A. Balashova (Nizhny Novgorod, Russian Federation)

11:00

Spatial memory and cognitive control and flexibility deficits in animal models of schizophrenia and obsessive-compulsive disorder (S13-2)

S. Kubik¹, A. Stuchlík^{1,2}

¹Institute of Physiology, Czech Academy of Sciences, Prague, Czech Republic, ²National Institute of Mental Health, Klecany, Czech Republic

11:30

Impaired cognitive coordination and behavioral flexibility in first episode schizophrenia patients: navigation in dynamic environment (S13-3)

L. Fajnerova¹, M. Rodriguez¹, D. Levčík², J. Horáček¹, A. Stuchlík², K. Vlček²

¹National Institute of Mental Health, Klecany, Czech Republic, ²Institute of Physiology, The Czech Academy of Sciences, Prague, Czech Republic

12:00

The relationship between heart rate variability and symptoms severity in children with autism spectrum disorders (S13-4 (O))D. Filcikova¹, A. Kubranska¹, H. Celusakova¹, D. Ostatnikova¹, B. Mravec^{1,2}¹Comenius University in Bratislava, Institute of Physiology, Bratislava, Slovakia, ²Slovak Academy of Sciences, Institute of Experimental Endocrinology, Bratislava, Slovakia

12:15

Interacting Networks for Time Perception and Working Memory (S13-5 (O))S. Üstün¹, E.H. Kale², M. Çiçek^{1,2}¹Ankara University Faculty of Medicine, Physiology, Ankara, Turkey, ²Ankara University Brain Research Center, Ankara, Turkey

11:00–13:00 / Hall A

Symposium 14: Cardiovascular oscillations: from signal to physiological interpretation

Organizer: M. Javorka (Martin, Slovakia); Co-chair: E. Stankevicius (Kaunas, Lithuania)

11:00

Simultaneous characterization of sympathetic and cardiac arms of the baroreflex during incremental head-up tilt (S14-1)A. Porta^{1,2}, V. Bari², B. De Maria³, G. Ranuzzi², M. Esler⁴, E. Lambert⁴, M. Baumert⁵¹University of Milan, Department of Biomedical Sciences for Health, Milan, Italy, ²IRCCS Policlinico San Donato, Department of Cardiothoracic, Vascular Anesthesia and Intensive Care, San Donato Milanese, Milan, Italy, ³IRCCS Istituti Clinici Scientifici Maugeri, Istituto di Milano, Milan, Italy, ⁴Baker IDI Heart and Diabetes Institute, Human Neurotransmitter Laboratory, Melbourne, Australia, ⁵University of Adelaide, School of Electrical and Electronic Engineering, Adelaide, Australia

11:30

Cardiorespiratory interactions are responsible for both mechanical and nervous cardiovascular oscillations (S14-2)M. Elstad

Institute of Basic Medical Sciences, University of Oslo, Oslo, Norway

12:00

Beat-to-beat QT interval variability and autonomic activity. (S14-3)M. Baumert

The University of Adelaide, Adelaide, Australia

12:30

Light at night increases blood pressure response to norepinephrine in hypertensive rats (S14-4 (O))L. Molcan, H. Sutovska, M. Zeman

Comenius University, Department of Animal Physiology and Ethology, Bratislava, Slovakia

12:45

Angiotensin II promotes K_v7.4 channels degradation through reduced interaction with HSP90 (S14-5 (O))V. Barrese, J. Stott, H. Figueiredo, I. Greenwood

St George's University of London, London, United Kingdom

11:00–13:00 / Hall B

Symposium 15: The cellular and molecular mechanisms controlling skeletal muscle plasticity

Organizer: R. Bottinelli (Pavia, Italy); Co-chair: K. Hilber (Vienna, Austria)

11:00

Cellular and molecular mechanisms controlling muscle mass and metabolism (S15-1)M. Sandri

Venetian Institute of Molecular Medicine, Biomedical Science, Padova, Italy

11:30

The control of skeletal muscle insulin sensitivity and protein turnover in disuse and inflammation (S15-2)P. Greenhaff

University of Nottingham, Life Sciences, Nottingham, United Kingdom

12:00

Skeletal muscle cell populations and regeneration (S15-3)A. Mackey^{1,2}¹University of Copenhagen, Dept of Biomedical Sciences, Copenhagen, Denmark, ²Bispebjerg Hospital, Institute of Sports Medicine, Copenhagen, Denmark

12:00

The relationship between heart rate variability and symptoms severity in children with autism spectrum disorders (S13-4 (O))D. Filcikova¹, A. Kubranska¹, H. Celusakova¹, D. Ostatnikova¹, B. Mravec^{1,2}¹Comenius University in Bratislava, Institute of Physiology, Bratislava, Slovakia, ²Slovak Academy of Sciences, Institute of Experimental Endocrinology, Bratislava, Slovakia

12:15

Interacting Networks for Time Perception and Working Memory (S13-5 (O))S. Üstün¹, E.H. Kale², M. Çiçek^{1,2}¹Ankara University Faculty of Medicine, Physiology, Ankara, Turkey, ²Ankara University Brain Research Center, Ankara, Turkey

11:00–13:00 / Hall A

Symposium 14: Cardiovascular oscillations: from signal to physiological interpretation

Organizer: M. Javorka (Martin, Slovakia); Co-chair: E. Stankevicius (Kaunas, Lithuania)

11:00

Simultaneous characterization of sympathetic and cardiac arms of the baroreflex during incremental head-up tilt (S14-1)A. Porta^{1,2}, V. Bari², B. De Maria³, G. Ranuzzi², M. Esler⁴, E. Lambert⁴, M. Baumert⁵¹University of Milan, Department of Biomedical Sciences for Health, Milan, Italy, ²IRCCS Policlinico San Donato, Department of Cardiothoracic, Vascular Anesthesia and Intensive Care, San Donato Milanese, Milan, Italy, ³IRCCS Istituti Clinici Scientifici Maugeri, Istituto di Milano, Milan, Italy, ⁴Baker IDI Heart and Diabetes Institute, Human Neurotransmitter Laboratory, Melbourne, Australia, ⁵University of Adelaide, School of Electrical and Electronic Engineering, Adelaide, Australia

11:30

Cardiorespiratory interactions are responsible for both mechanical and nervous cardiovascular oscillations (S14-2)M. Elstad

Institute of Basic Medical Sciences, University of Oslo, Oslo, Norway

12:00

Beat-to-beat QT interval variability and autonomic activity. (S14-3)M. Baumert

The University of Adelaide, Adelaide, Australia

12:30

Light at night increases blood pressure response to norepinephrine in hypertensive rats (S14-4 (O))L. Molcan, H. Sutovska, M. Zeman

Comenius University, Department of Animal Physiology and Ethology, Bratislava, Slovakia

12:45

Angiotensin II promotes K_v7.4 channels degradation through reduced interaction with HSP90 (S14-5 (O))V. Barrese, J. Stott, H. Figueiredo, I. Greenwood

St George's University of London, London, United Kingdom

11:00–13:00 / Hall B

Symposium 15: The cellular and molecular mechanisms controlling skeletal muscle plasticity

Organizer: R. Bottinelli (Pavia, Italy); Co-chair: K. Hilber (Vienna, Austria)

11:00

Cellular and molecular mechanisms controlling muscle mass and metabolism (S15-1)M. Sandri

Venetian Institute of Molecular Medicine, Biomedical Science, Padova, Italy

11:30

The control of skeletal muscle insulin sensitivity and protein turnover in disuse and inflammation (S15-2)P. Greenhaff

University of Nottingham, Life Sciences, Nottingham, United Kingdom

12:00

Skeletal muscle cell populations and regeneration (S15-3)A. Mackey^{1,2}¹University of Copenhagen, Dept of Biomedical Sciences, Copenhagen, Denmark, ²Bispebjerg Hospital, Institute of Sports Medicine, Copenhagen, Denmark

12:00

The relationship between heart rate variability and symptoms severity in children with autism spectrum disorders (S13-4 (O))D. Filcikova¹, A. Kubranska¹, H. Celusakova¹, D. Ostatnikova¹, B. Mravec^{1,2}¹Comenius University in Bratislava, Institute of Physiology, Bratislava, Slovakia, ²Slovak Academy of Sciences, Institute of Experimental Endocrinology, Bratislava, Slovakia

12:15

Interacting Networks for Time Perception and Working Memory (S13-5 (O))S. Üstün¹, E.H. Kale², M. Çiçek^{1,2}¹Ankara University Faculty of Medicine, Physiology, Ankara, Turkey, ²Ankara University Brain Research Center, Ankara, Turkey

11:00–13:00 / Hall A

Symposium 14: Cardiovascular oscillations: from signal to physiological interpretation

Organizer: M. Javorka (Martin, Slovakia); Co-chair: E. Stankevicius (Kaunas, Lithuania)

11:00

Simultaneous characterization of sympathetic and cardiac arms of the baroreflex during incremental head-up tilt (S14-1)A. Porta^{1,2}, V. Bari², B. De Maria³, G. Ranuzzi², M. Esler⁴, E. Lambert⁴, M. Baumert⁵¹University of Milan, Department of Biomedical Sciences for Health, Milan, Italy, ²IRCCS Policlinico San Donato, Department of Cardiothoracic, Vascular Anesthesia and Intensive Care, San Donato Milanese, Milan, Italy, ³IRCCS Istituti Clinici Scientifici Maugeri, Istituto di Milano, Milan, Italy, ⁴Baker IDI Heart and Diabetes Institute, Human Neurotransmitter Laboratory, Melbourne, Australia, ⁵University of Adelaide, School of Electrical and Electronic Engineering, Adelaide, Australia

11:30

Cardiorespiratory interactions are responsible for both mechanical and nervous cardiovascular oscillations (S14-2)M. Elstad

Institute of Basic Medical Sciences, University of Oslo, Oslo, Norway

12:00

Beat-to-beat QT interval variability and autonomic activity. (S14-3)M. Baumert

The University of Adelaide, Adelaide, Australia

12:30

Light at night increases blood pressure response to norepinephrine in hypertensive rats (S14-4 (O))L. Molcan, H. Sutovska, M. Zeman

Comenius University, Department of Animal Physiology and Ethology, Bratislava, Slovakia

12:45

Angiotensin II promotes K_v7.4 channels degradation through reduced interaction with HSP90 (S14-5 (O))V. Barrese, J. Stott, H. Figueiredo, I. Greenwood

St George's University of London, London, United Kingdom

11:00–13:00 / Hall B

Symposium 15: The cellular and molecular mechanisms controlling skeletal muscle plasticity

Organizer: R. Bottinelli (Pavia, Italy); Co-chair: K. Hilber (Vienna, Austria)

11:00

Cellular and molecular mechanisms controlling muscle mass and metabolism (S15-1)M. Sandri

Venetian Institute of Molecular Medicine, Biomedical Science, Padova, Italy

11:30

The control of skeletal muscle insulin sensitivity and protein turnover in disuse and inflammation (S15-2)P. Greenhaff

University of Nottingham, Life Sciences, Nottingham, United Kingdom

12:00

Skeletal muscle cell populations and regeneration (S15-3)A. Mackey^{1,2}¹University of Copenhagen, Dept of Biomedical Sciences, Copenhagen, Denmark, ²Bispebjerg Hospital, Institute of Sports Medicine, Copenhagen, Denmark

12:00

The relationship between heart rate variability and symptoms severity in children with autism spectrum disorders (S13-4 (O))D. Filcikova¹, A. Kubranska¹, H. Celusakova¹, D. Ostatnikova¹, B. Mravec^{1,2}¹Comenius University in Bratislava, Institute of Physiology, Bratislava, Slovakia, ²Slovak Academy of Sciences, Institute of Experimental Endocrinology, Bratislava, Slovakia

12:15

Interacting Networks for Time Perception and Working Memory (S13-5 (O))S. Üstün¹, E.H. Kale², M. Çiçek^{1,2}¹Ankara University Faculty of Medicine, Physiology, Ankara, Turkey, ²Ankara University Brain Research Center, Ankara, Turkey

11:00–13:00 / Hall A

Symposium 14: Cardiovascular oscillations: from signal to physiological interpretation

Organizer: M. Javorka (Martin, Slovakia); Co-chair: E. Stankevicius (Kaunas, Lithuania)

11:00

Simultaneous characterization of sympathetic and cardiac arms of the baroreflex during incremental head-up tilt (S14-1)A. Porta^{1,2}, V. Bari², B. De Maria³, G. Ranuzzi², M. Esler⁴, E. Lambert⁴, M. Baumert⁵¹University of Milan, Department of Biomedical Sciences for Health, Milan, Italy, ²IRCCS Policlinico San Donato, Department of Cardiothoracic, Vascular Anesthesia and Intensive Care, San Donato Milanese, Milan, Italy, ³IRCCS Istituti Clinici Scientifici Maugeri, Istituto di Milano, Milan, Italy, ⁴Baker IDI Heart and Diabetes Institute, Human Neurotransmitter Laboratory, Melbourne, Australia, ⁵University of Adelaide, School of Electrical and Electronic Engineering, Adelaide, Australia

11:30

Cardiorespiratory interactions are responsible for both mechanical and nervous cardiovascular oscillations (S14-2)M. Elstad

Institute of Basic Medical Sciences, University of Oslo, Oslo, Norway

12:00

Beat-to-beat QT interval variability and autonomic activity. (S14-3)M. Baumert

The University of Adelaide, Adelaide, Australia

12:30

Light at night increases blood pressure response to norepinephrine in hypertensive rats (S14-4 (O))L. Molcan, H. Sutovska, M. Zeman

Comenius University, Department of Animal Physiology and Ethology, Bratislava, Slovakia

12:45

Angiotensin II promotes K_v7.4 channels degradation through reduced interaction with HSP90 (S14-5 (O))V. Barrese, J. Stott, H. Figueiredo, I. Greenwood

St George's University of London, London, United Kingdom

11:00–13:00 / Hall B

Symposium 15: The cellular and molecular mechanisms controlling skeletal muscle plasticity

Organizer: R. Bottinelli (Pavia, Italy); Co-chair: K. Hilber (Vienna, Austria)

11:00

Cellular and molecular mechanisms controlling muscle mass and metabolism (S15-1)M. Sandri

Venetian Institute of Molecular Medicine, Biomedical Science, Padova, Italy

11:30

The control of skeletal muscle insulin sensitivity and protein turnover in disuse and inflammation (S15-2)P. Greenhaff

University of Nottingham, Life Sciences, Nottingham, United Kingdom

12:00

Skeletal muscle cell populations and regeneration (S15-3)A. Mackey^{1,2}¹University of Copenhagen, Dept of Biomedical Sciences, Copenhagen, Denmark, ²Bispebjerg Hospital, Institute of Sports Medicine, Copenhagen, Denmark

12:00

The relationship between heart rate variability and symptoms severity in children with autism spectrum disorders (S13-4 (O))D. Filcikova¹, A. Kubranska¹, H. Celusakova¹, D. Ostatnikova¹, B. Mravec^{1,2}¹Comenius University in Bratislava, Institute of Physiology, Bratislava, Slovakia, ²Slovak Academy of Sciences, Institute of Experimental Endocrinology, Bratislava, Slovakia

12:15

Interacting Networks for Time Perception and Working Memory (S13-5 (O))S. Üstün¹, E.H. Kale², M. Çiçek^{1,2}¹Ankara University Faculty of Medicine, Physiology, Ankara, Turkey, ²Ankara University Brain Research Center, Ankara, Turkey

11:00–13:00 / Hall A

Symposium 14: Cardiovascular oscillations: from signal to physiological interpretation

Organizer: M. Javorka (Martin, Slovakia); Co-chair: E. Stankevicius (Kaunas, Lithuania)

11:00

Simultaneous characterization of sympathetic and cardiac arms of the baroreflex during incremental head-up tilt (S14-1)A. Porta^{1,2}, V. Bari², B. De Maria³, G. Ranuzzi², M. Esler⁴, E. Lambert⁴, M. Baumert⁵¹University of Milan, Department of Biomedical Sciences for Health, Milan, Italy, ²IRCCS Policlinico San Donato, Department of Cardiothoracic, Vascular Anesthesia and Intensive Care, San Donato Milanese, Milan, Italy, ³IRCCS Istituti Clinici Scientifici Maugeri, Istituto di Milano, Milan, Italy, ⁴Baker IDI Heart and Diabetes Institute, Human Neurotransmitter Laboratory, Melbourne, Australia, ⁵University of Adelaide, School of Electrical and Electronic Engineering, Adelaide, Australia

11:30

Cardiorespiratory interactions are responsible for both mechanical and nervous cardiovascular oscillations (S14-2)M. Elstad

Institute of Basic Medical Sciences, University of Oslo, Oslo, Norway

12:00

Beat-to-beat QT interval variability and autonomic activity. (S14-3)M. Baumert

The University of Adelaide, Adelaide, Australia

12:30

Light at night increases blood pressure response to norepinephrine in hypertensive rats (S14-4 (O))L. Molcan, H. Sutovska, M. Zeman

Comenius University, Department of Animal Physiology and Ethology, Bratislava, Slovakia

12:45

Angiotensin II promotes K_v7.4 channels degradation through reduced interaction with HSP90 (S14-5 (O))V. Barrese, J. Stott, H. Figueiredo, I. Greenwood

St George's University of London, London, United Kingdom

11:00–13:00 / Hall B

Symposium 15: The cellular and molecular mechanisms controlling skeletal muscle plasticity

Organizer: R. Bottinelli (Pavia, Italy); Co-chair: K. Hilber (Vienna, Austria)

11:00

Cellular and molecular mechanisms controlling muscle mass and metabolism (S15-1)M. Sandri

Venetian Institute of Molecular Medicine, Biomedical Science, Padova, Italy

11:30

The control of skeletal muscle insulin sensitivity and protein turnover in disuse and inflammation (S15-2)P. Greenhaff

University of Nottingham, Life Sciences, Nottingham, United Kingdom

12:00

Skeletal muscle cell populations and regeneration (S15-3)A. Mackey^{1,2}¹University of Copenhagen, Dept of Biomedical Sciences, Copenhagen, Denmark, ²Bispebjerg Hospital, Institute of Sports Medicine, Copenhagen, Denmark

12:00

12:30

Functional state of muscle mitochondria in patients with preclinical cognitive deficiency (S15-4 (O))

M. Nemeč¹, D. Máderová¹, P. Krumpolec¹, Z. Sumbalová^{2,3}, M. Vician⁴, L. Slobodová⁵, M. Schön⁵, B. Ukropcová^{5,1}, J. Ukropec¹

¹Slovak Academy of Sciences, Institute of Experimental Endocrinology, Bratislava, Slovakia, ²Faculty of Medicine Comenius University, Pharmacobiochemical Laboratory, Bratislava, Slovakia, ³Medical University of Innsbruck, Daniel Swarovski Research Laboratory, Innsbruck, Austria, ⁴Slovak Medical University, Department of Surgery, Bratislava, Slovakia, ⁵Faculty of Medicine Comenius University, Institute of Pathological Physiology, Bratislava, Slovakia

12:45

Effects of eccentric and concentric trainings on brain-derived neurotrophic factor (BDNF) signaling in cognition-related brain regions (S15-5 (O))

M. Pedard^{1,2}, G. Ennequin³, C. Marie¹

¹U1093 Cognition, action et plasticité sensorimotrice, Dijon, France, ²CHU François Mitterrand, Neurologie, Dijon, France, ³EA4267 Fonctions et dysfonctions épithéliales, Besançon, France

13:00 – 14:00

Lunch break

14:00 – 16:00 / Hall C1

Symposium 16: Exciting mechanisms of neuroglial excitability

Organizer: R. Zorec (Ljubljana, Slovenia); Co-chair: M. Fischer (Vienna, Austria)

14:00

Ionic signalling and astroglial function (S16-1)

A. Verkhratsky

The University of Manchester, Manchester, United Kingdom

14:30

Adrenergic activation of astrocytes shapes calcium and camp signalling affecting cell morphology and glycolysis (S16-2)

N. Vardjan^{1,2}, A. Horvat¹, R. Zorec^{1,2}

¹University of Ljubljana, Faculty of Medicine, Institute of Pathophysiology (LN-MCP), Ljubljana, Slovenia, ²Celica Biomedical, LCI, Ljubljana, Slovenia

15:00

Protein astroglipathies in human neurodegenerative diseases and aging (S16-3)

G. Kovacs

Medical University Vienna, Vienna, Austria

15:30

Lysophosphatidic acid activates peripheral glial cells (S16-4 (O))

L. Gebhardt¹, J. Robering¹, A. Kremer², M. Fischer³

¹Friedrich-Alexander-University of Erlangen-Nürnberg, Institut für Physiologie und Pathophysiologie, Erlangen, Germany, ²Friedrich-Alexander-University of Erlangen-Nürnberg, Department of Medicine 1, Erlangen, Germany, ³Medical University of Vienna, Center for Physiology and Pharmacology, Vienna, Austria

15:45

Pharmacological modulation of the fusion pore of exo- and endocytotic vesicles in cultured rat astrocytes (S16-5 (O))

E. Lasic¹, M. Stenovec¹, B. Rituper¹, J. Jorgačevski¹, M. Kreft¹, P. Robinson², R. Zorec¹

¹Institute of Pathophysiology, Medical Faculty, University of Ljubljana, Ljubljana, Slovenia, ²University of Sydney, Sydney Medical School, Sydney, Australia

14:00 – 16:00/ Hall C2

Symposium 17: Monocyte subsets in cardiovascular biology

Kindly supported by

Organizer: J. Wojta (Vienna, Austria); Co-chair: C. Bunu (Timisoara, Romania)

14:00

Monocyte subsets in man and mice (S17-1)

L. Ziegler-Heitbrock

Monocytomics Research, Herrsching, Germany

14:30

The role of monocyte subsets in atherosclerosis (S17-2)

W. Speidl

Medical University of Vienna, Vienna, Austria

15:00

Monocyte subsets in cardiac disease and repair (S17-3)

E. Shantsila

University of Birmingham Institute of Cardiovascular Sciences, City Hospital, Birmingham, United Kingdom

15:30

Injured renal epithelium cell fate and inflammation are controlled by *de novo* expressed Notch3 (S17-4 (O))P. Kavvadas¹, Z. Keuylia¹, J.-C. Dussaule^{2,1}, N. Prakoura¹, S. Placier¹, C. Chadjichristos¹, C. Chatziantoniou¹¹University UPMC, Paris, France, ²AP-HP Paris, Physiology, Paris, France

15:45

Endothelial IκB Kinase 2 in Atherosclerosis (S17-5 (O))M. Mussbacher, M. Salzmann, M. Kuttke, U. Resch, J. Basilio, B. Hoesel, A. Assinger, J. Schmid
Medical University Vienna, Vascular Biology and Thrombosis Research, Vienna, Austria

14:00 – 16:00/ Hall A

Symposium 18: Retina Degeneration: New technologies for the bionic retina

Organizer: F. Benfenati (Genova, Italy); Co-chair: L. Hunyady (Budapest, Hungary)

14:00

The new Retina Implant Alpha AMS: How does it work and what can blind patient see? (S18-1)E. Zrenner¹, K.U. Bartz-Schmidt¹, T. Edwards², F. Gekeler^{1,3}, R.E. MacLaren², J. Roeder⁴, H. Sachs⁵, K. Stingl¹¹University of Tuebingen, Center for Ophthalmology, Tuebingen, Germany, ²University of Oxford John Radcliffe Hospital, Dept. of Ophthalmology, Oxford, United Kingdom, ³Katharinen Hospital, Dept. of Ophthalmology, Stuttgart, Germany, ⁴University of Kiel, Dept. of Ophthalmology, Kiel, Germany, ⁵Klinikum Friedrichstadt, Dept. of Ophthalmology, Dresden, Germany

14:30

Subretinal prosthesis and optogenetic therapy: Functional validation on the primate retina (S18-2)

S. Picaud

Institut de la vision, Paris, France

15:00

A fully organic retinal prosthesis restores vision in a rat model of degenerative blindness (S18-3)J.F. Maya-Vetencourt¹, D. Ghezzi¹, M.R. Antognazza², E. Colombo¹, M. Mete³, P. Feyen¹, A. Desii², A. Buschiazzo⁴, M. Di Paolo⁵, S. Di Marco⁵, F. Ticconi⁴, L. Emionite⁶, D. Shmal¹, C. Marini⁷, I. Donelli⁸, G. Freddi⁸, R. Maccarone⁵, S. Bisti⁵, G. Sambuceti⁴, G. Pertile³, G. Lanzani², F. Benfenati¹¹Italian Institute of Technology, Synaptic Neuroscience and Technologies, Genova, Italy, ²Italian Institute of Technology, Nanoscience and Technology, Milan, Italy, ³Sacro Cuore Hospital Don Calabria, Ophthalmology Center, Negrar, Italy, ⁴University of Genova, Nuclear Medicine, Genova, Italy, ⁵University of L'Aquila, Biotechnology and Applied Clinical Science, Aquila, Italy, ⁶IRCCS AOU San Martino-IST, National Institute Cancer Research, Genova, Italy, ⁷Consiglio Nazionale Della Ricerca, Institute of Molecular Bio-imaging and Physiology, Genova, Italy, ⁸Innovhub-SSI, Silk Division, Milan, Italy

15:30

Chromatin Shannon entropy in peripheral blood lymphocytes increases after UV-induced DNA damage (S18-4 (O))I. Pantic^{1,2}, P. Vuksanovic³, A. Petkovic³, S. Pantic³¹University of Belgrade, Faculty of Medicine, Institute of Medical Physiology, Belgrade, Serbia, ²University of Haifa, Haifa, Israel, ³University of Belgrade, Faculty of Medicine, Belgrade, Serbia

15:45

Data Driven Graph-Theoretical Reconstruction and Quantification of 2D and 3D Tree-Like Biological Structures (S18-5 (O))R. Markovič^{1,2}, M. Gosak^{1,3}, E. Roux^{4,5}, M. Marh^{1,3,6}¹University of Maribor, Faculty of Natural Sciences and Mathematics, Department of Physics, Maribor, Slovenia, ²The Faculty of Energy Technology, Krško, Slovenia, ³University of Maribor, Faculty of Medicine, Institute of Physiology, Maribor, Slovenia, ⁴Université de Bordeaux, Biology of Cardiovascular Diseases U1034, Pessac, France, ⁵INSERM, Biology of Cardiovascular Diseases U1034, Pessac, France, ⁶University of Maribor, Faculty of Education, Department of Elementary Education, Maribor, Slovenia

14:00 – 16:00 / Hall B

Short Talks 2: High-rated abstracts

Chairs: H. H. Chowdhury (Ljubljana, Slovenia); I. Drenjancevic (Osijek, Croatia)

14:00

Reduction of fractal complexity in lymphocyte chromatin architecture during oxidopamine - induced apoptosis (ST2-1)I. Pantic^{1,2}, P. Vuksanovic³, J. Paunovic⁴, D. Vucevic⁴, T. Radosavljevic⁴, S. Pantic³¹University of Belgrade, Faculty of Medicine, Institute of Medical Physiology, Belgrade, Serbia, ²University of Haifa, Haifa, Israel, ³University of Belgrade, Faculty of Medicine, Belgrade, Serbia, ⁴University of Belgrade, Faculty of Medicine, Institute of Pathological Physiology, Belgrade, Serbia

14:15

Streptozotocin-induced diabetic rats the effect of Ganoderma Lucidum polysaccharides on oxidative damage in the liver. (ST2-2)H. A. Eroglu¹, E. Beytut^{1,2}¹Kafkas University, Medicine Faculty, Kars, Turkey, ²Erzincan University, Erzincan, Turkey

14:30

Podocyte-expressed stat5 confers protection during experimental glomerulonephritis and adriamycin nephropathy in mice (ST2-3)K. Louis, Y. Luque, A. Corchia, S. Placier, Y.C. Xu-Dubois, S. Vandermeersch, E. Rondeau, L. Mesnard
Inserm UMRs 1155 Hôpital Tenon, Paris, France

14:45**Exercise restores diabetes-mediated contractile dysfunction of isolated rat seminal vesicle (ST2-4)**Y. E. Surmeneli¹, A. Kurt¹, O.f. Kalkan², B. P. Yuçel¹, V. Keleş¹, A. Ayar²¹Karadeniz Technical University/Institute of Health Sciences, Department of Physiology, Trabzon, Turkey,²Karadeniz Technical University Faculty of Medicine, Department of Physiology, Trabzon, Turkey**15:00****High intensity interval training in cardiac rehabilitation: A randomized controlled trial investigating platelet function (ST2-5)**S. Heber¹, A. Assinger¹, B. Fischer¹, R. Pokan², I. Volf¹¹Medical University of Vienna, Institute for Physiology, Vienna, Austria, ²University of Vienna, Department of

Sport Science, Vienna, Austria

15:15**Partial Loss of A20 exacerbates IFN γ dependent Transplant Arteriosclerosis through De-Regulation of IFN β . (ST2-6)**H. Moll¹, A. Lee², E. Casanova¹, C. Ferran²¹Medical University of Vienna, Center for Physiology and Pharmacology, Vienna, Austria, ²Beth Israel Deaconess

Medical Center - Harvard Medical School, Center for Vascular Biology Research, Boston, United States

15:30**Regulation of Two-pore Domain K⁺ Channels by Natural Effectors and Pharmacological Agents (ST2-7)**M. Schewe¹, F. Schulz¹, U. Mert¹, H. Sun², H. Belabed³, M. Musinszki¹, T. Köhler¹, M. Tegtmeyer¹, M. Nazare³, E.P. Carpenter⁴, S.J. Tucker⁵, T. Baukrowitz¹¹Christian-Albrechts-University of Kiel, Institute of Physiology, Kiel, Germany, ²Leibniz-Institute for Molecular Pharmacology (FMP), Computational Chemistry / Drug Design, Berlin, Germany, ³Leibniz-Institute for Molecular Pharmacology (FMP), Medicinal Chemistry, Berlin, Germany, ⁴University of Oxford, Nuffield Department of Medicine, Oxford, United Kingdom, ⁵University of Oxford, Department of Physics, Oxford, United Kingdom**15:45****The Effects of Adropine Application in Rats on Nutrient Intake and Water Consumption (ST2-8)**E. Eraslan¹, M.C. Güler¹, A. Tanyeli¹, T. Nacar¹, E. Polat²¹Atatürk University, Physiology, Erzurum, Turkey, ²Ataturk University, Biochemistry, Erzurum, Turkey,³Atatürk University, Histology and Embryology, Erzurum, Turkey**16:00 – 17:00****Poster Session D****PLEASE NOTE:**

Posters can be mounted from 13:45, should be mounted until 15:30 and have to be removed at the end of the corresponding poster session at 18:30; otherwise they can be removed by the organizers. Fixing material will be provided and distributed in the poster area. There will be no guided poster tour but presenting authors are requested to stay at their posters during the viewing session for discussions.

D01: Cardiac physiology**Serotonergic 5-HT_{2B} receptors in mitral valvulopathy: bone marrow mobilization of endothelial progenitors (D01-1)**R. Lawson¹, E. Ayme-Dietrich¹, L. Maroteaux², L. Monassier¹¹University of Strasbourg, Department of Pharmacology, Strasbourg, France, ²University Pierre Marie Curie, Paris, France**Cardioprotective effect of Aqueous Viscum album extract on isoproterenol induced myocardial infarction in rats (D01-2)**E. Suveren¹, H.y. Cinpolat², F. Yilmaz³¹Abant İzzet Baysal University, Healthcare Sciences, Nursing Dept., Bolu, Turkey, ²Abant İzzet Baysal University, Clinical Biochemistry, Bolu, Turkey, ³Abant İzzet Baysal University, Clinical Pathology, Bolu, Turkey**Effects of the nitric oxide donor s-nitrosoglutathione and acute local ventricular stretch on isolated rabbit heart. (D01-3)**L. Such-Miquel¹, I. Del Canto², M. Zarzoso¹, L. Brines³, C. Soler³, G. Parra³, A. Tormos⁴, A. Alberola³, L. Such³, F.J. Chorro^{2,5}¹Universitat de València, Physiotherapy, Valencia, Spain, ²INCLIVA, Valencia, Spain, ³Universitat de València, Physiology, Valencia, Spain, ⁴Universitat Politècnica de València, Electronics Engineering, Valencia, Spain,⁵Universitat de València, Medicine, Valencia, Spain**Extracellular diadenosine tetraphosphate affects contractility and cytoplasmic calcium level via protein kinase C pathway (D01-4)**K. Pustovit^{1,2}, N. Pakhomov¹, V. Kuzmin^{1,2}¹Lomonosov Moscow State University, Department of Human and Animal Physiology, Moscow, Russian Federation, ²Pirogov Russian National Research Medical University, Department of Physiology, Moscow, Russian Federation

Effect of anti-HMGB1 protein in experimental myocardial infarction (D01-5)

M. Cebova, A. Barta, M. Kosutova, O. Pechanova

Institute of Normal and Pathological Physiology Slovak Academy of Sciences, Laboratory of Neuro-cardiovascular Interaction, Bratislava, Slovakia

Impact of simvastatin on lipid and non-lipid biochemical risk factors in diet-induced hyperhomocysteinemia in wistar albino rats (D01-6)

V. Jakovljevic¹, T. Nikolic², V. Zivkovic¹, N. Jeremic², J. Jeremic², I. Stojic², I. Srejovic¹, D. Djuric³

¹Department of Physiology, Faculty of Medical Sciences, University of Kragujevac, Serbia, Kragujevac, Serbia,

²Faculty of Medical Sciences, University of Kragujevac, Department of Pharmacy, Kragujevac, Serbia,

³School of Medicine, University of Belgrade, Department of Physiology, Belgrade, Serbia

Investigation of the Effects of Some Calcium Channel Blockers on in vivo, in vitro and Ischemia / Reperfusion Injured Rat Heart Acetylcholinesterase Enzyme (D01-7)

E. Eraslan¹, M. Senturk², A. Tanyeli¹, M. C. Güler¹, D. Ekinci³

¹Atatürk University, Physiology, Erzurum, Turkey, ²Ibrahim Cecen University, Chemistry, Agri, Turkey,

³Ondokuz Mayıs University, Agricultural Biotechnology, Samsun, Turkey

Association of α -adrenoceptor Polymorphisms with Cardiac Autonomic Control (D01-8)

Z. Turianikova¹, B. Czippelova¹, J. Krohova¹, Z. Lazarova¹, Z. Snahnicanova², Z. Lasabova², M. Javorka¹

¹Comenius University, Jessenius Faculty of Medicine in Martin, BioMed, Department of Physiology, Martin, Slovakia, ²Comenius University, Jessenius Faculty of Medicine in Martin, Biomed, Department of Molecular Biology, Martin, Slovakia

Influence of thioacetamide administration on autonomic control of the heart atria in rats (D01-9)

E. Mistrova¹, D. Jarkovska¹, M. Bludovska², D. Kotyzova², V. Krizkova³, T. Kubikova¹, M. Chottova Dvorakova¹

¹Faculty of Medicine in Pilsen, Charles University, Biomedical Center, Pilsen, Czech Republic, ²Faculty of Medicine in Pilsen, Charles University, ³Department of Pharmacology and Toxicology, Pilsen, Czech Republic, ³Faculty of Medicine in Pilsen, Charles University, Department of Histology and Embryology, Pilsen, Czech Republic

Effects of Sertraline in Healthy and Damaged Rat Aorta (D01-10)

A. Koç, Z. I. Solak Gormus, H. Solak, R. Ozen Koca, Z. Sahin, N. Gormus, S. Kutlu
Necmettin Erbakan University, Physiology, Konya, Turkey

Possible Effects of Sertraline on Human Heart Muscle Contractility: An in vitro experimental study (D01-11)

H. Solak, Z.i. Solak Gormus, R. Ozen Koca, A. Koc, A. Karaibrahimoglu, S. Kutlu, N. Gormus
Necmettin Erbakan University, Meram Faculty of Medicine, Physiology Department, Konya, Turkey

Cerebral oxygenation in Metabolic Syndrome patients during mental task and muscles metaboreflex activation: a preliminary study (D01-12)

S. Roberto, A. Doneddu, V. Pinna, R. Lecis, M. Guicciardi, F. Velluzzi, S. Vanni, G. Sainas, S. Magnani, A. Crisafulli

University of Cagliari, Department of Medical Sciences and Public Health, Cagliari, Italy

A method for isolation of functional human ventricular myocytes from fresh epicardial biopsies (D01-13)

J. Marinovic¹, C. Bulat^{2,1}, M. Cavar¹, D. Bakovic^{3,1}, M. Ljubkovic¹

¹University of Split School of Medicine, Physiology, Split, Croatia, ²Split University Hospital, Cardiac Surgery, Split, Croatia, ³Split University Hospital, Cardiology, Split, Croatia

D02: Vascular physiology

Crowding stress results in long-term vascular and behavioral alterations of in prehypertensive rats (D02-1)

I. Bernatova, A. Puzserova, P. Balis, N. Sestakova, M. Kluknavsky

Institute of Normal and Pathological Physiology, Slovak Academy of Sciences, Bratislava, Slovakia

Enhanced inhibition of endothelial cell proliferation and migration by multikinase inhibitor and blocking of metabolism (D02-2)

J. Horvathova, R. Moravcik, M. Zeman

Faculty of Natural Sciences, Comenius University, Department of Animal Physiology and Ethology, Bratislava 4, Slovakia

Cholinesterases in rat aorta (D02-3)

K. Szmicseková, Z. Killiánová, D. Dingová, J. Vetešková, J. Šranková, L. Piváčková, P. Křenek, A. Hrabovská

Faculty of Pharmacy of Comenius University, Dpt. of Pharmacology and Toxicology, Bratislava, Slovakia

Levamisole, a cocaine adulterant, impairs acetylcholine dependent relaxation in the rabbit renal artery (D02-4)

S. Guerra-Ojeda, P. Marchio, M. Gimeno-Raga, M. Aldasoro, S.L. Valles, A. Jordá, C. Aldasoro, M.D. Mauricio, J.M. Vila

University of Valencia, Department of Physiology, Valencia, Spain

Acute adrenergic effects of levamisole, a cocaine adulterant, in rabbit carotid artery (D02-5)

S. Guerra-Ojeda, P. Marchio, M. Gimeno-Raga, M. Aldasoro, S.L. Valles, M.D. Mauricio, C. Aldasoro, A. Jordá, J.M. Vila

University of Valencia, Department of Physiology, Valencia, Spain

Protein expression of HIF-1 alpha, VEGF and cyclooxygenases in cerebral blood vessels of Sprague-Dawley rats on a short-term high salt diet (D02-6)

Z. Mihaljević¹, A. Čosić¹, N. Bilić-Dujmušić¹, L. Prenek², P. Engelmann², M. Baus Lončar³, I. Drenjančević¹

¹Faculty of Medicine, Josip Juraj Strossmayer University of Osijek, Department of Physiology and Immunology, Osijek, Croatia, ²University of Pecs, Institute of Immunology and Biotechnology, Pecs, Hungary, ³Ruder Bošković Institute, Department of Molecular Medicine, Zagreb, Croatia

Remodeling of coronary artery network during quercetin supplementation (D02-7)

F. Lonyi¹, A. Monori-Kiss¹, G. Pasti¹, E. Monos¹, G. Nadasy²

¹Semmelweis University, Institute of Clinical Experimental Research, Budapest, Hungary, ²Semmelweis University, Department of Physiology, Budapest, Hungary

Age-related changes in endothelial function of pulmonary arteries in an experimental model of essential hypertension (D02-8)

A. Puzserova¹, A. Zemancikova¹, P. Balis¹, J. Radosinska^{2,3}, I. Bernatova¹, M. Kluknavsky¹, M. Kvandova¹, J. Torok¹

¹Institute of Normal and Pathological Physiology SAS, Bratislava, Slovakia, ²Institute of Physiology, Faculty of Medicine, Comenius University, Bratislava, Slovakia, ³Institute for Heart Research SAS, Bratislava, Slovakia

Tissue oxygenation modulates muscle compression-induced hyperaemia (D02-9)

A. Messere¹, W. Franco², D. Maffiodo², G. Ceravolo², C. Ferraresi², S. Roatta¹

¹University of Turin, Neuroscience, Turin, Italy, ²Politecnico di Torino, Mechanical and Aerospace Engineering, Torino, Italy

Different structural alterations in conduit arteries of spontaneously hypertensive rats compared to Wistar rats from the prehypertensive period to late adulthood (D02-10)

F. Kristek, M. Drobna, S. Cacanyiova

Institute of Normal and Pathological Physiology, Slovak Academy of Sciences, Bratislava, Slovakia

Quercetin supplementation moderates hypertension induced remodeling of coronary artery network (D02-11)

A. Monori-Kiss¹, F. Lonyi¹, L. Danics¹, E. Monos¹, G. Nadasy²

¹Semmelweis University, Institute of Clinical Experimental Research, Budapest, Hungary, ²Semmelweis University, Department of Physiology, Budapest, Hungary

Exploring the murine microvascular response variability to hyperoxia with the wavelet transform (D02-12)

H. Silva^{1,2}, H. Ferreira³, A.-P. Gadeau⁴, L. Monteiro Rodrigues^{1,2}

¹CBIOS / Universidade Lusófona, Lisboa, Portugal, ²Universidade de Lisboa / Faculty of Pharmacy, Pharmacol. Sc. Dep., Lisboa, Portugal, ³Universidade de Lisboa / Faculdade de Ciências, IBEB, Lisboa, Portugal, ⁴Université de Bordeaux & INSERM, U1034, Adaptation cardiovasculaire à l'ischémie, Pessac, France

D03: Molecular & cellular physiology

The Role of Palmitoylation in Glutamate-Mediated Excitotoxicity in Neurodegenerative Diseases (D03-1)

S. Wordie

University of Edinburgh, Centre for Integrative Physiology, Edinburgh, United Kingdom

Cellular Calcium Balance in Chronic Kidney Disease (D03-2)

I. Lajdova¹, V. Spustova¹, A. Oksa¹, D. Chorvat², M. Morvova Jr.³, L. Sikurova³, A. Marcek Chorvatova^{2,4}

¹Slovak Medical University, Department of Clinical and Experimental Pharmacotherapy, Bratislava, Slovakia, ²International Laser Centre, Department of Biophotonics, Bratislava, Slovakia, ³Comenius University, Department of Nuclear Physic and Biophysics, Bratislava, Slovakia, ⁴University of Ss. Cyril and Methodius, Department of Biotechnology, Trnava, Slovakia

An Investigation into the Effects of Extracellular Acidification on Mouse Uterine Contractions; Are ASICs involved? (D03-3)

A. Almohanna, S. Wray

University of Liverpool, ITM, Liverpool, United Kingdom

The effects of the luteal cells cocultured with islet cells on cell viability and functionality in rats* (D03-4)

A.A. Yigit, G. Boyuk

Kirikkale University/Faculty of Veterinary Medicine, Physiology, Kirikkale, Turkey

Role and transcription profiles of $\alpha 1$ and $\beta 2$ adrenergic receptors in tissues of yellow and silver European eels (D03-5)

E. Fabbri¹, P. Valbonesi¹, A. Kiwan², S. Franzellitti¹

¹University of Bologna, BIGEA, Bologna, Italy, ²Univ of Bologna, CIRI, Ravenna, Italy

A new animal model for epithelial ion transport modeling (focusing on CFTR) – wild type ferrets (D03-6)

E. Tóth¹, J. Maléth¹, P. Pallagi¹, V. Venglovecz², Z. Rakonczay³, P. Hegyi^{4,5}

¹University of Szeged, First Department of Medicine, Szeged, Hungary, ²University of Szeged, Department of Pharmacology and Pharmacotherapy, Szeged, Hungary, ³University of Szeged, Department of Pathophysiology, Szeged, Hungary, ⁴University of Szeged, MTA-SZTE Momentum Translational Gastroenterology Research Group, Szeged, Hungary, ⁵University of Pécs, Institute for Translational Medicine/1st Department of Medicine, Pécs, Hungary

Interactions of cyclic adenosine monophosphate production and store operated Ca^{2+} entry (D03-7)

J. Fanczal¹, T. Madácsy¹, P. Hegyi², S. Muellem³, J. Maléth¹

¹University of Szeged, 1st department of medicine, Szeged, Hungary, ²University of Pécs, Institute for Transl. Med. & 1st Dep. of Medicine, Pécs, Hungary, ³NIDCR, NIH, Epithelial Signaling and Transport Section, Molecular Physiology and Therapeutics Branch, Bethesda, Maryland, United States

Investigation of protective effect of parietin against glutamate excitotoxicity in primary cortical neuron culture (D03-8)

G. Gundogdu¹, A. Taghizadehghalehjoughi², O. Seno³, B. Cicek¹, K. A. Nalci⁴, A. Hacimuftuoglu⁴

¹Atatürk University, Medical Science /Physiology, Erzurum, Turkey, ²Ataturk University, Veterinary Medicine, Erzurum, Turkey, ³Ataturk University, Faculty of Pharmacy - Analytical Chemistry, Erzurum, Turkey, ⁴Ataturk University, Medical Science - Pharmacology, Erzurum, Turkey

Association analysis between A163G and T245G gene polymorphisms of osteoprotegerin and bone mineral density in Turkish postmenopausal women (D03-9)

Ö. Palabiyik¹, F. Ozdemir², B. Tokuc³, T. Sipahi¹, D. Demirbag Kabayel⁴

¹Trakya University Faculty of Medicine, Department of Biophysics, Edirne, Turkey, ²Biruni University Faculty of Medicine, Department of Physical Medicine and Rehabilitation, Istanbul, Turkey, ³Trakya University Faculty of Medicine, Public Health, Faculty of Medicine, Edirne, Turkey, ⁴Trakya University Faculty of Medicine, Department of Physical Medicine and Rehabilitation, Edirne, Turkey

Cell penetrating protein C inhibitor (PCI): Internalization, nuclear translocation, and potential intracellular targets (D03-10)

M. Geiger, H. Yang, M. Furtmüller, B. Sokolikova, F. Wahlmüller

Medical University Vienna, Department of Vascular Biology and Thrombosis Research, Vienna, Austria

Significance of co-expression of transient receptor potential vanilloid 4 and aquaporin5 in pregnant uterine contractility in rats (D03-11)

E. Ducza¹, A. Csányi¹, V. Szőke², Z. Tiszai¹, R. Gáspár¹

¹University of Szeged, Szeged, Hungary, ²University of Pécs, Pécs, Hungary

Sex, age and weight as determinants of plasma DNA: a cross-sectional study (D03-12)

B. Konecna, V. Lenka, L. Janovičová, B. Vlková, P. Celec

Comenius University, Bratislava, Slovakia

The role of aquaporin-4 e isoform in the regulation of rapid cell volume changes in astrocytes (D03-13)

M. Lisjak¹, M. Potokar^{1,2}, B. Rituper¹, J. Jorgačevski^{1,2}, R. Zorec^{1,2}

¹Laboratory of Neuroendocrinology – Molecular Cell Physiology, Institute of Pathophysiology, University of Ljubljana, Faculty of Medicine, Ljubljana, Slovenia, ²Celica BIOMEDICAL, Ljubljana, Slovenia

D06: Respiratory physiology

Exogenous surfactant enriched with anti-IL-8 antibody additionally improved lung functions in experimental meconium-induced lung injury (D06-1)

P. Mikolka, J. Kopincova, P. Kosutova, M. Kolomaznik, A. Calkovska, D. Mokra

Comenius University, Jessenius Faculty of Medicine, Department of Physiology and Biomedical Center Martin, Martin, Slovakia

Effects of inhaled roflumilast and tadalafil on airway reactivity and inflammation in ovalbumin-sensitized guinea pigs (D06-2)

J. Mokry¹, A. Urbanova¹, M. Kertys¹, I. Medvedova¹, P. Mikolka², P. Kosutova², D. Mokra²

¹Jessenius Faculty of Medicine, Comenius University, Biomedical Center Martin and Department of Pharmacology, Martin, Slovakia, ²Jessenius School of Medicine, Comenius University, Biomedical Center Martin and Department of Physiology, Martin, Slovakia

Comparison of three types of lung-protective ventilation in an experimental model of meconium aspiration syndrome (D06-3)

D. Mokra¹, P. Mikolka¹, P. Kosutova¹, M. Kolomaznik¹, K. Matasova², M. Zibolen², A. Calkovska¹

¹Jessenius Faculty of Medicine, Comenius University, Biomedical Center Martin and Department of Physiology, Martin, Slovakia, ²Jessenius Faculty of Medicine, Comenius University and University Hospital Martin, Clinics of Neonatology, Martin, Slovakia

Oxidative and inflammatory modifications in the extra-pulmonary organs associated with primary acute lung injury (D06-4)

S. Rezáková, P. Mikolka, J. Kopincová, P. Košútová, A. Čalkovská, D. Mokrý

Comenius University, Jessenius Faculty of Medicine, Department of Physiology and Biomedical Center Martin, Martin, Slovakia

Exogenous superoxide dismutase in the surfactant treatment of experimental meconium aspiration syndrome (D06-5)

J. Kopincova, P. Mikolka, P. Kosutova, M. Kolomaznik, A. Calkovska, D. Mokra

Comenius University, Jessenius Faculty of Medicine, Department of Physiology and Biomedical Center Martin, Martin, Slovakia

Effects a phosphodiesterase-4 inhibitor on the inflammation and oxidative stress in an experimental model of acute lung injury (D06-6)

P. Košútová, P. Mikolka, M. Kolomazník, A. Čalkovská, D. Mokrý

Comenius University, Jessenius Faculty of Medicine, Department of Physiology and Biomedical Center Martin, Martin, Slovakia

Exogenous surfactant reduces endotoxin-induced inflammation and oxidative stress in rat lungs (D06-7)

M. Kolomaznik, I. Zila¹, P. Kosutova, J. Kopincova, P. Mikolka, D. Mokra, A. Calkovska

Comenius University, Jessenius Faculty of Medicine, Department of Physiology and Biomedical Center Martin, Martin, Slovakia

The effects of Simvastatin on Galectin-3 and TBARS in Lung Tissue during Endotoxemia (D06-8)

H. Yorulmaz¹, G. Ates Ulucay^{2,3}, E. Kaptan⁴, E. Ozkok⁵, S. Tamer³

¹Halic University, Medical Faculty, Department of Physiology, Istanbul, Turkey, ²Istanbul Yeni Yuzyil University, Faculty of Medicine, Department of Physiology, Istanbul, Turkey, ³Istanbul University, Istanbul Medical Faculty, Department of Physiology, Istanbul, Turkey, ⁴Istanbul University, Faculty of Sciences, Department of Biology, Istanbul, Turkey, ⁵Istanbul University, Aziz Sanca Institute of Experimental Medicine, Department of Neuroscience, Istanbul, Turkey

The Effect of Splenectomy on Lung Inflammation in Rats: The Protective Role of Curcumin (D06-9)

G. Simsek¹, Y. Altinel², V. Sozer³, P. Uysal⁴, M. Altan¹, O.F. Sonmez¹, A. Oruc¹, A. Caglar⁵, R. Gelisgen⁶, C. Simsek⁷, H. Uzun⁶

¹Istanbul University, Cerrahpasa Faculty of Medicine, Physiology, Istanbul, Turkey, ²Bagcilar Education and Research Hospital, Surgery, Istanbul, Turkey, ³Yildiz Technical University, Biochemistry, Istanbul, Turkey, ⁴Acibadem University, Faculty of Medicine Atakent Hospital, Chest Diseases, Istanbul, Turkey, ⁵S.B.Bagcilar Education and Research Hospital, Pathology, Istanbul, Turkey, ⁶Istanbul University, Cerrahpasa Faculty of Medicine, Biochemistry, Istanbul, Turkey, ⁷Istanbul University, Cerrahpasa Faculty of Medicine, Istanbul, Turkey

Effect of lipopolysaccharide on alveolar epithelial type II cells (D06-10)

Z. Nová^{1,2}, D. Mokrá^{1,2}, E. Vidomanová², M. Kolomazník^{1,2}, H. Škovierová², E. Halašová^{2,3}, A. Čalkovská^{1,2}

¹Jessenius Faculty of Medicine, Comenius University, Department of Physiology, Martin, Slovakia, ²Biomedical Center Martin, Martin, Slovakia, ³Jessenius Faculty of Medicine, Comenius University, Department of Medical Biology, Martin, Slovakia

D08: Behavioral and cognitive neuroscience

How the Emotional Status of the Emoji Characters Affect the Process of Response Activation? (D08-1)

D. D. Koyuncu, T. Ergenoglu, G. Ceylan

Mersin University, Faculty of Medicine, Department of Physiology, Mersin, Turkey

The Effects of Preceding Context on the Processes of Response Inhibition in Healthy Adults (D08-2)

G. Ceylan, D. D. Koyuncu, T. Ergenoglu

Mersin University, Faculty of Medicine, Department of Physiology, Mersin, Turkey

The efficacy of autism-risk screening of young children in slovak population sample (D08-3)

H. Celusakova, S. Hnilicova, A. Kubranska, D. Filcikova, M. Vidosovicova, K. Babinska, D. Ostatnikova¹

Comenius University Faculty of Medicine, Institute of Physiology, Bratislava, Slovakia

Levels of Faecal Calprotectin Correlate With Behavioural Markers in a Sample of Individuals with Autism Spectrum Disorders from Slovakia (D08-4)

K. Babinska, A. Tomova, H. Celusakova, J. Babkova, G. Repiska, M. Vidosovicova, D. Filcikova, S. Hnilicova, D. Ostatnikova

Comenius University, Faculty of Medicine, Institute of Physiology, Bratislava, Slovakia

Study of Acylcarnitine Profile in Dry Blood Sample of Children with Autism Spectrum Disorders (D08-5)

M. Vidosovicova¹, K. Babinska¹, S. Hnilicova¹, G. Addova², R. Gorova², I. Waczulikova³, L. Siklenkova¹, G. Lakostikova¹, D. Ostatnikova³

¹Comenius University, Faculty of Medicine, Institute of Physiology, Bratislava, Slovakia, ²Comenius University, Faculty of Natural Sciences, Institute of Chemistry, Bratislava, Slovakia, ³Comenius University, Faculty of Mathematics, Physics, and Informatics, Department of Nuclear Physics and Biophysics, Bratislava, Slovakia

Low dose caffeine protects from psychological stress and improves cognitive function (D08-6)

O. Kasimay Cakir¹, N. Ellek¹, N. Salehin¹, R. Hamamci¹, H. Keles¹, D.G. Kayali², D. Akakin², M. Yuksel³, D. Ozbeyli¹

¹Marmara University, Physiology Department, Istanbul, Turkey, ²Marmara University, Histology Department, Istanbul, Turkey, ³Marmara University, Istanbul, Turkey

Long shift hours was associated with increased attention performance in pediatric registrars (D08-7)

P. Çakan, S. Yildiz

Inonu University, Malatya, Turkey

Influence of Green tea extract and Passiflora, on heart rate and fatigue sensation, in intense mental stress (D08-8)

R.-N. Jurcau¹, I.-M. Jurcau², N.-A. Colceriu³

¹"Iuliu Hatieganu" University of Medicine and Pharmacy, Pathophysiology, Cluj-Napoca, Romania, ²Emergency Clinical Hospital for Children, Pathology, Cluj-Napoca, Romania, ³University of Agricultural Sciences and Veterinary Medicine, Viticulture, Cluj-Napoca, Romania

Evaluation of the influence of Romanian product "Emotional comfort" on facial expressions impact, in acute physical stress (D08-9)

R.-N. Jurcau¹, I.-M. Jurcau², N.-A. Colceriu³

¹"Iuliu Hatieganu" University of Medicine and Pharmacy, Pathophysiology, Cluj-Napoca, Romania, ²Emergency Clinical Hospital for Children, Pathology, Cluj-Napoca, Romania, ³University of Agricultural Sciences and Veterinary Medicine, Viticulture, Cluj-Napoca, Romania

D11: Blood

The effects of long-term and short-term water and food deprivation on blood antioxidant defense system (D11-1)

I. Matiulko, E. Khirazova, A. Bayzhumanov

Lomonosov Moscow State University, Biology, Moscow, Russian Federation

Investigation of the effects of major autohemotherapy ozone application on erythrocyte deformability and aggregation (D11-3)

I.H. Akbudak, V. Kucukatay, O. Kilic-Erkek, Y. Ozdemir, M. Bor-Kucukatay

Pamukkale University Faculty of Medicine, Physiology, Denizli, Turkey

Enhancement of erythrocyte deformability after dark chocolate ingestion in healthy humans. (D11-4)

J. Radosinska^{1,2}, M. Horvathova³, K. Frimmel², J. Muchova³, M. Vidosovicova¹, R. Vazan¹, I. Bernatova⁴

¹Faculty of Medicine, Comenius University in Bratislava, Institute of Physiology, Bratislava, Slovakia, ²Institute for Heart Research, Slovak Academy of Sciences, Bratislava, Slovakia, ³Faculty of Medicine, Comenius University in Bratislava, Institute of Medical Chemistry, Biochemistry and Clinical Biochemistry, Bratislava, Slovakia, ⁴Institute of Normal and Pathological Physiology, Slovak Academy of Sciences, Bratislava, Slovakia

The effects of hyperbaric oxygen therapy on the erythrocyte osmotic deformability (Osmoscan) parameters in patients with various disorders. (D11-5)

N. Ertan^{1,2}, B. Mirasoglu³, M. Sinan², M. Koc⁴, O. Yalcin⁴

¹Istanbul University, Istanbul Faculty of Medicine, Physiology, Istanbul, Turkey, ²Aydin University, Faculty of Medicine, Physiology, Istanbul, Turkey, ³Istanbul University, Istanbul Faculty of Medicine, Department of Underwater and Hyperbaric Medicine, Istanbul, Turkey, ⁴Koc University, Faculty of Medicine, Physiology, Istanbul, Turkey

In Vitro Effects of Some Pesticides on Some Human Carbonic Anhydrases (D11-6)

M. C. Guler¹, E. Eraslan¹, A. Tanyeli¹, M. Senturk²

¹Ataturk University, Physiology, Erzurum, Turkey, ²Ibrahim Cecen University, Chemistry, Agri, Turkey

Investigation of the Effects of Gossypin on *in vivo*, *in vitro* and Ischemia / Reperfusion Injured Rat Erythrocytes Carbonic Anhydrase Enzyme (D11-7)

A. Tanyeli¹, E. Eraslan¹, M. C. Guler¹, M. Senturk², L. Katagöz³

¹Ataturk University, Physiology, Erzurum, Turkey, ²Ibrahim Cecen University, Chemistry, Agri, Turkey, ³Marmara University, Biochemistry, Istanbul, Turkey

Investigation of the Effect of Carbonic Anhydrase of Ischemia/Reperfusion Injured Rat (D11-8)

E. Eraslan¹, M. C. Guler¹, A. Tanyeli¹, M. Senturk²

¹Ataturk University, Physiology, Erzurum, Turkey, ²Ibrahim Cecen University, Chemistry, Agri, Turkey,

Nurses have higher blood leucocyte counts following night-shift works (D11-9)

P. Cakan, S. Yildiz

Inonu University, Malatya, Turkey

Evaluation of effects of hyperthermic intraperitoneal chemotherapy treatment on erythrocyte deformability (D11-10)

D. Kalaycı¹, A. Küçük², O. Şen¹, F.M. Çomu³, M. Arslan⁴, Y. Ünal⁴

¹Abdurrahman Yurtaslan Oncology Training and Research Hospital, Department of Anaesthesiology and Reanimation, Ankara, Turkey, ²Dumlupınar University, Medical Faculty, Department of Physiology, Kütahya, Turkey, ³Kırıkkale University, Medical Faculty, Department of Physiology, Kırıkkale, Turkey, ⁴Gazi University, Medical Faculty, Department of Anaesthesiology and Reanimation, Ankara, Turkey

The effects of HES 130 / 0,4 application on erythrocyte deformability in ureteral obstructed rats (D11-11)

I. Güneş¹, A. Küçük², F.M. Çomu³, V. Şıvgın⁴, M. Alkan⁴, M. Arslan⁴, Y. Ünal⁴

¹Erciyes University, Medical Faculty, Department of Anesthesiology and Reanimation, Kayseri, Turkey, ²Dumlupınar University, Medical Faculty, Department of Physiology, Kütahya, Turkey, ³Kırıkkale University, Medical Faculty, Department of Physiology, Kırıkkale, Turkey, ⁴Gazi University, Medical Faculty, Department of Anaesthesiology and Reanimation, Ankara, Turkey

IkB Kinase 2 impairs Platelet Activation (D11-12)

M. Salzmann¹, M. Mussbacher¹, W.C. Schrottmaier^{1,2}, J.B. Kral-Pointner^{1,3}, B. Hoesel¹, A. Assinger¹, J.A. Schmid¹

¹Centre of Physiology and Pharmacology/Medical University of Vienna, Institute of Vascular Biology and Thrombosis Research, Vienna, Austria, ²Umeå University, Department of Clinical Microbiology, Umeå, Sweden, ³KTH Royal Institute of Technology, Department of Proteomics, Stockholm, Sweden

D15: Other

The physiological reaction by interaction of human body anatomical axes results in tissue function normalization - a feature of human body axis sensation (D15-1)

M.C. Ou^{1,2}, D. Ou³, C.C. Pang⁴

¹Taipei City Hospital, Obstetrics & Gynecology, Taipei City, Taiwan, ²Taipei Medical University, Obstetrics & Gynecology, Taipei City, Taiwan, ³Carnegie Mellon University, Pittsburgh, United States, ⁴Su Women Hospital, Taipei City, Taiwan

Hypoglycemic and hypolipidemic effects of apple cider vinegar in Tunisian type 2 diabetic patients. (D15-2)

H. Ben Hmad¹, S. Khelifi¹, H. Ben Jemaa¹, H. Jemmoussi^{1,2}, F. Ben Slama¹, A. Abdallah¹

¹Research Unit on Nutrition, Regulation of Metabolic Systems and Atherosclerosis, High School of Health Sciences, University of Tunis, Tunisia, ²Institute of Nutrition and Alimentary Technology, Obesity, Tunis, Tunisia

The BMI1 inhibitor PTC-209 is a potential compound to halt cellular growth in biliary tract cancer cells (D15-3)

C. Mayr¹, A. Wagner², M. Löffelberger¹, D. Bruckner³, M. Jakob¹, F. Berr¹, P. Di Fazio⁴, M. Ocker⁵, D. Neureiter⁶, M. Pichler⁷, T. Kiesslich^{2,1}

¹Paracelsus Medical University Salzburg, Physiology and Pathophysiology, Salzburg, Austria, ²Salzburger Landeskliniken - SALK, Paracelsus Medical University, Department of Internal Medicine I, Salzburg, Austria, ³Salzburger Landeskliniken - SALK, Paracelsus Medical University, Research Program for Experimental Ophthalmology and Glaucoma Research, University Clinic of Ophthalmology and Optometry, Salzburg, Austria, ⁴Philipp-Universität Marburg, Department of Visceral, Thoracic and Vascular Surgery, Marburg, Germany, ⁵Bayer Pharma AG, Experimental Medicine Oncology, Berlin, Germany, ⁶Salzburger Landeskliniken - SALK, Paracelsus Medical University, Institute of Pathology, Salzburg, Austria, ⁷Medical University of Graz, Division of Oncology, Department of Internal Medicine, Graz, Austria

The effect of Napabucasin on cancer stem cells in biliary tract cancer (D15-4)

M. Beyreis¹, K. Helm¹, H. Dobias¹, M. Jakob¹, M. Ritter¹, D. Neureiter², T. Kiesslich^{1,3}, C. Mayr^{1,3}

¹Paracelsus Medical University Salzburg, Institute of Physiology and Pathophysiology, Salzburg, Austria, ²Salzburger Landeskliniken - SALK, Paracelsus Medical University, Institute of Pathology, Salzburg, Austria, ³Salzburger Landeskliniken - SALK, Paracelsus Medical University, Department of Internal Medicine I, Salzburg, Austria

The histone-modification complex G9a and its role in biliary tract cancer/ cholangiocarcinoma (D15-5)

K. Helm¹, C. Mayr^{1,2}, M. Beyreis¹, M. Ritter¹, M. Jakob¹, E. Klieser³, T. Kiesslich^{1,2}, D. Neureiter³

¹Paracelsus Medical University Salzburg, Institute of Physiology and Pathophysiology, Salzburg, Austria, ²Salzburger Landeskliniken - SALK, Paracelsus Medical University, Department of Internal Medicine I, Salzburg, Austria, ³Salzburger Landeskliniken - SALK, Paracelsus Medical University, Institute of Pathology, Salzburg, Austria

Development and validation of body composition prediction equations for the prediction of total body water and fat-free mass in North African Arabic children (D15-7)

H. Ben jemaa¹, A. Mankaï¹, S. Khelifi¹, R. Minaoui¹, D. Ghazzi¹, B. Kortobi¹, F. Ben Slama², A. Benzarti¹, H. Aguenou³, K. El Kari³, A. Aouidet¹

¹Higher School of Health Sciences and Technics, Nutrition Department, Tunis, Tunisia, ²Institute of Public Health, Tunis, Tunisia, ³CNESTEN-Ibn Tofaïl University, Joint Unit of Nutrition and Food Research (URAC39), Rabat, Morocco

The effect of kisspeptin fragments in late pregnant uterine function in vitro (D15-8)

J. Hajagos-Tóth, Z. Tiszai, E. Ducza, R. Gáspár

University of Szeged Faculty of Pharmacy, Pharmacodynamics and Biopharmacy, Szeged, Hungary

Interaction of alpha-tocopherol and cyclooxygenase-inhibitors on smooth muscles of rats: the significance of cyclooxygenase-activity in uterus and trachea (D15-9)

A. Kothencz, J. Hajagos-Tóth, R. Gáspár

University of Szeged Faculty of Pharmacy, Pharmacodynamics and Biopharmacy, Szeged, Hungary

The effects of the amoxicillin, fosfomycin and doxycycline on the aquaporin 5 expression in rat uterus before delivery. (D15-10)

A. Csányi, E. Ducza, J. Hajagos-Tóth, R. Gáspár

University of Szeged Faculty of Pharmacy, Department of Pharmacodynamics and Biopharmacy, Szeged, Hungary

Uterine expressions and pharmacological influences of RhoA and Rho-kinases during pregnancy in rats (D15-11)

D. Domokos, E. Ducza, R. Gáspár

University of Szeged, Pharmacodynamics and Biopharmacy, Szeged, Hungary

The Relation between Heavy Metals and Lipid Peroxidation Marker in Laryngeal Cancer (D15-12)

A. Yoldas¹, S. Toplan¹, D. Saribal Kanber¹, O. Aslan², B. Aydemir³

¹Istanbul University Cerrahpasa Medical Faculty, Biophysics, Istanbul, Turkey, ²Istanbul University İstanbul Medical Faculty, Head and Neck Surgery, Istanbul, Turkey, ³Sakarya University Medical Faculty, Biophysics, Sakarya, Turkey

Can projects-based learning in medical biophysics create precondition for better understanding clinical teaching subjects? (D15-13)

E. Kralova, M. Trnka, E. Ferencova, Z. Balazsiova

Faculty of Medicine, Comenius University, Institute of Medical Physics, Biophysics, Informatics and Telemedicine, Bratislava, Slovakia

Prevalence of underweight, thinness, overweight and obesity according to WHO standards, in a group of 100 female Tunisian students (D15-14)

R. Serairi^{1,2}, K. Ayed², D. Sahnoun^{1,2}, S. Ennaifer², S. Jameleddine², R. Ksour^{1,2}

¹LPAM, Tunis, Tunisia, ²Tunis El Manar, Nutrition, Tunis, Tunisia

Treatment with estrogen receptor agonist ER β , but not ER α , improves torsion-induced oxidative testis injury in rats (D15-15)

S. Arabaci Tamer, S. Arabaci, S. Ciftci, S. Akin, E. Sari, H. Ahmetoglu, M.K. Koroglu, F. Ercan, M. Yuksel, A. Yildirim, B. Yegen

Marmara University, Istanbul, Turkey

17:00 – 18:00 / Hall C1

Plenary Lecture

Chair: S. Wray (Liverpool, United Kingdom)

Thyroid hormone determination of neural stem cell fate (PL-05)

B. Demeneix

Muséum National d'Histoire Naturelle/CNRS, Paris, France

18:00 – 18:15 / Hall C1

Closing Session



Association & Conference
Management Group



K.I.T. Group

With more than 25 years of expertise in the organisation of conferences and strategic alliances, we are now based in Germany with Europe at our feet and operational offices worldwide. Over 2,500 congresses, organised across 5 continents, from 50 to 28,000 participants!

We can be everywhere for you!

www.kit-group.org

K.I.T. Group GmbH Dresden • Bautzner Straße 117-119 • 01099 Dresden
Phone +49 351 4967540 Fax +49 351 4956116 info@kitdresden.de

Index of main authors, presenting authors & co-authors

Numbers refer to the ID assigned to the corresponding lecture, symposium talk, oral or poster presentation.

A		Alkan, M.	D11-11
Aalkjaer, C.	S05-1	Alkış, M. E.	B03-1
Abdallah, A.	D15-2	Almajwal, A.	B04-1
Abdellatif, M.	S10-4 (O)	Almohanna, A.	D03-3
Abraham, P.	A02-1	Alsardih, L.	C07-8
Abulmeaty, M.	B04-1	Altan, M.	C05-3, C05-5, D06-9
Acevedo Aguilar, J. P.	A08-8	Altinkaya, Z.	C05-9
Acikel-Elmas, M.	A07-1	Altintas, F.	A04-5, A06-6, B04-4
Adameová, A.	C01-1	Altinkaya Z.	B05-2
Addova, G.	D08-5	Altinel, Y.	D06-9
Ademovic, A.	EYPS-06	An, J. R.	C02-5, C02-6
Agar, E.	B09-2, B09-3	Andriambeloson, E.	B12-4
Aguenao, H.	D15-7	Angelone, T.	S06-1
Agus, S.	B09-12	Anne, P. -T.	S04-5 (O)
Ahmad, A.	B02-1	Antal, M.	B03-5
Ahmed, A.	A04-4, A07-6	Antanavičiūtė, I.	B17-1, C03-8
Ahmed, F.	A07-6	Antevska, V.	C04-4
Ahmetoglu, H.	D15-15	Antognazza, M. R.	S18-3
Akakin, D.	D08-6	Aouidet, A.	D15-7
Akat, F.	B05-10	Arabaci, S.	D15-15
Akat, F.	S05-4 (O)	Arabaci Tamer, S.	D15-15
Akbas, F.	C05-5	Arabaci Tamer, S.	C07-9
Akbudak, I. H.	D11-3	Arbak, S.	A07-1
Akdag, B.	A04-5	Arias-Mutis, O.	B01-4, B01-5
Akdağ, M. Z.	B03-1	Arslan, G.	B09-2
Akgün, B.	C07-9	Arslan, M.	D11-10, D11-11
Akin, S.	D15-15	Arslan, O.	B03-9
Akos, K.	S06-2	Artac, H.	B04-12
Akpolat, V.	B03-1	Aricioğlu, F.	C07-9
Aktas, O.	C05-13	Aslan, O.	D15-12
Akyolcu, M. C.	A02-7, A04-12, B03-6	Assinger, A.	D11-12, EYPS-07, S17-5 (O), ST2-5
Akın, S.	C03-6	Astill, S.	B12-6
Al Khaleel, A. Z. K.	B09-3	Atahan, E.	A06-8
Albano, L.	A10-5	Atasoy, D.	B09-12
Alberola, A.	B01-4, B01-5, D01-3	Ates Ulucay, G.	B04-6, D06-8
Albertini, B.	C03-3	Atici, E.	C04-1, C04-2
Albi, E.	ST1-2	Attwell, D.	S08-2
Aldasoro, C.	C02-10, D02-4, D02-5	Atçalı, T.	C04-10, C04-11
Aldasoro, M.	C02-10, D02-4, D02-5	Aufy, M.	EYPS-01
Alexandre, C.	B01-13	Aurore, Q.	S04-5 (O)
Algul, S.	B05-13, B05-8	Avci, B.	B09-2

Avila-Medina, J.	C01-4, C02-7	Barutcu, O.	C05-11
Avunduk, M. C.	A10-6, C04-5, C07-1	Barutcu, O.	A01-7
Awad, E.	B02-11	Barutçu, Z.	B04-9
Ayar, A.	B05-11, B05-8, C05-13, ST2-4	Baser, O.	B09-12
Ayaz, E.	B09-7	Basilio, J.	S17-5 (O)
Aydemir, B.	D15-12	Bastug, M.	B05-10
Aydin, O.	B03-7	Bauer, H. W.	B12-7
Aydogdu, N.	A10-7	Baukowitz, T.	ST2-7
Ayed, K.	A06-10, A06-3, A06-4, A06-7, A06-9, C05-6, D15-14	Baumert, M.	S14-1, S14-3
Aygun, H.	B09-3	Baus Lončar, M.	D02-6
Ayme-Dietrich, E.	D01-1	Bayzhumanov, A.	D11-1
Ayyildiz, M.	B09-2, B09-3	Bayır, Y.	B03-10, B03-12
Azzarito, M.	B01-3	Bağcı, G.	C03-13
		Baştuğ, M.	S05-4 (O)
		Beaini, S.	S06-5 (O)
B		Beccari, T.	ST1-2
Baati, R.	A10-12	Bedernjak, N.	A02-4
Babes, A.	EYPS-05	Bedford, L.	ST1-6
Babinska, K.	B04-5, B09-4, D08-3, D08-4, D08-5	Beech, D.	S09-1
Babkova, J.	D08-4	Behrendt, M.	ST1-1
Bacova, I.	B01-1	Belabed, H.	ST2-7
Baczkó, I.	S05-3	Belan, V.	B04-11
Bahs, G.	A10-10	Belluardo, N.	B09-9
Bahtiyar, N.	A02-7, A04-12, B03-6	Belova, N.	A01-11
Bai, P.	B03-5	Ben Ali, R.	A07-2
Baker, D.	A13-6, C05-10	Ben Hmad, H.	D15-2
Bakhos, J. -J.	S06-5 (O)	Ben Jemaa, H.	D15-2, D15-7
Bakovic, D.	A01-10, D01-13	Ben Jemaa, S.	A06-10, A06-3, A06-7, A06-9, C05-6
Balashova, A.	ST1-4	Ben Khamsa Jamaledine, S.	A06-3, A06-4, A06-9, A06-10, C05-6
Balazsiova, Z.	D15-13	Ben Slama, F.	D15-2, D15-7
Balis, P.	D02-1, D02-8	Benes, J.	B01-8
Balla, Z.	A07-8	Benfenati, F.	S18-3
Baltaci, A. K.	A10-6, A13-1, C04-1, C04-2, C04-5, C05-1, C07-1, B04-12	Benitah, J. -P.	C01-4
Baltaci, S. B.	C05-1, B04-12	Bento, M.	A02-12
Balázs, A.	EYPS-03	Benyó, Z.	A02-10
Barak, O.	A01-6, C05-8	Benzarti, A.	D15-7
Barberini, L.	ST1-2	Berberich, R.	B04-11
Barberio, L.	S06-4 (O)	Berenyiova, A.	B02-3, B02-5
Bard, A.	B05-1	Berggren, P. -O.	A04-7, S02-5 (O)
Bari, V.	S14-1	Bernatova, I.	C01-11, D02-1, D02-8, D11-4
Bark, C.	S02-5 (O)	Berr, F.	D15-3
Barrese, V.	S14-5 (O)	Berra-Romani, R.	B02-12
Barta, A.	B02-6, C02-9, D01-5	Beyazkilinc Inal, S.	B09-3
Bartak, F.	B01-8	Beyreis, M.	C03-4, C14-2, C14-3, D15-4, D15-5
Bartz-Schmidt, K. U.	S18-1		

Beytur, A.	A10-11, B03-13, C03-10, C03-11	Buzan, M.	A06-11
Beytut, E.	ST2-2	Bálint, E. R.	A07-8
Bezakova, J.	C03-2	Bányász, T.	S05-3
Biel, M.	PL-02		
Bihun, V.	A06-1	C	
Bildaci, T. B.	B03-6	Cabatic, M.	A08-8
Bilgen, M.	A10-3	Cacanyiova, S.	B02-3, B02-5, D02-10
Bilgin, H.	B03-1	Cagalinec, M.	ST1-8
Bilić-Dujmušić, N.	D02-6	Caglar, A.	D06-9
Bingöl, C.	B03-12	Cakan, P.	B04-9, D11-9
Biray Avcı, C.	C03-13, C03-13	Cakar, L.	C05-3
Birnecker, B.	EYPS-07	Cakir, M.	A10-11, B03-13, C03-10, C03-11
Biró, P.	A07-7	Calderon-Sanchez, E.	C02-7
Bisti, S.	S18-3	Calderón-Sánchez, E.	C01-4
Blasi, P.	C03-3	Caljkusic, K.	C05-8
Bludovska, M.	B03-4, D01-9	Calkovska, A.	A06-5, D06-1, D06-3, D06-5, D06-7
Bogovic Crncic, T.	C04-9	Callado, L.	B09-11, ST1-6
Bolzoni, F.	B12-2	Callejo-García, P.	C02-7
Bommakanti, N.	S04-4 (O)	Calvo, C. J.	B01-10
Bor-Kucukatay, M.	B05-5, B05-7, D11-3	Camargo, S.	C07-7
Borbélyová, V.	A04-11	Caron, F.	C05-2
Bordel Velasco, S.	C03-8	Carpenter, E. P.	ST2-7
Borroto Escuela, D. O.	B09-9	Carter, W.	B09-11, ST1-6
Borutaite, V.	EYPS-04	Casanova, E.	ST2-6
Borza, C.	A01-1, A01-2, A04-8, A13-4	Cataldi, S.	ST1-2
Boubaker, J.	A07-2, A07-3	Cavallari, P.	B12-2
Boyuk, G.	D03-4	Cavar, M.	A01-10, D01-13
Bozkurt, A. I.	A06-6	Cebova, M.	A08-4, C02-8, D01-5
Bozkurt, N.	A06-6	Cebová, M.	B02-6, C02-9
Braun, S.	C02-11	Celec, P.	A04-11, D03-12
Bretonneau, Q.	C05-2	Celer, M.	A13-1
Breuss, J. M.	A08-8, B02-11	Celik, F.	B04-8
Breza Jr., J.	B02-5	Celusakova, H.	B04-5, D08-3, D08-4, S13-4 (O)
Breza Sr., J.	B02-5	Cengiz, M.	A02-8
Brines, L.	D01-3	Ceravolo, G.	D02-9
Brismar, K.	A04-7, S02-5 (O)	Cerra, M. C.	S06-1
Brix, B.	A02-6	Cesana, E.	C03-3
Bruckner, D.	D15-3	Cesleviciene, I.	C03-8
Bruttini, C.	B12-2	Cesur, G.	A08-2, B04-3
Buccarello, A.	B01-3	Cetin, M.	C07-6
Budinskaya, K.	A02-9	Cevik, A.	B04-8
Bujnakova Mlynarcikova, A.	C04-6	Cevik, O. S.	A08-1, A08-6, A08-7
Bulat, C.	A01-10, D01-13	Ceylan, G.	A08-3, D08-1, D08-2
Bulog, A.	C03-12	Chacar, S.	S12-5 (O)
Bunevicius, A.	C04-8	Chadjichristos, C.	S17-4 (O)
Buschiazzo, A.	S18-3	Chakrabarty, S.	B12-6

Charfi, L.	A07-2, A07-3	Czirják, G.	C14-4
Chatziantoniou, C.	S17-4 (O)		
Chaves, G.	C15-2	Ç	
Chebil, M.	A10-12	Ç Yeğen, B.	C07-9
Chelala, D.	S06-5 (O)	Çakan, P.	A01-7, D08-7
Chen, R.	S04-4 (O)	Çetin, O.	C07-9
Chorro, F. J.	B01-4, B01-5, D01-3	Çetinkaya, A.	B09-7
Chorro, J.	B01-10	Çiçek, M.	S13-5 (O)
Chorvat, D.	A10-1, D03-2	Çomu, F. M.	D11-10, D11-11
Chottova Dvorakova, M.	B03-4, D01-9		
Christine, M.	S04-5 (O)	Ć	
Chruch, C.	A13-6, C05-10	Ćosić, A.	B02-8, D02-6
Cicek, B.	C07-6, D03-8		
Cicvaric, A.	A08-8	Č	
Ciftci, S.	D15-15	Čalkovská, A.	D06-10, D06-4, D06-6
Cigremis, Y.	B04-7, B09-5	Čarnická, S.	C01-1
Cinarli, D.	C05-1	Čiljaková, M.	A02-11
Cinpolat, H. Y.	D01-2	Čonka, J.	A04-11
Ciotu, C. I.	EYPS-05		
Clement, K.	S07-2	D	
Colak, C.	B09-5	da Silva, I. R. V.	B09-1
Colaker, H.	B05-10	Dal Grande, A.	C18-1
Colceriu, N. -A.	B05-12, D08-8, D08-9	Dal Lago, P.	B05-1
Collombat, P.	S02-2	Dal Magro, R.	C03-3
Colombo, E.	S18-3	Dal, U.	B05-2, C05-9
Colovic, M.	EYPS-06	Danics, L.	A02-10, D02-11
Conotte, S.	S07-5 (O)	Daponte, A. I.	C18-1
Cophignon, A.	C14-5	Daraio, T.	S02-5 (O)
Corchia, A.	ST2-3	Darche, F.	S12-3
Cornet, S.	B12-4	Dariyerli, N.	A04-12
Cosic, A.	A02-2, A02-3, A02-5, S03-5 (O)	Dasdelen, D.	A13-1
Couffinhal, T.	S09-4 (O)	Daşdağ, S.	B03-1
Cougnon, M.	A10-4	de Bisschop, C.	C05-2
Counillon, L.	C14-5	De Maria, B.	S14-1
Crisafulli, A.	B05-3, B05-6, B05-9, C05-7, D01-12	de Menezes, M. F.	B09-1
Cronin, J.	S04-4 (O)	Dejanov, P.	B05-4
Csernoch, L.	B03-5, S05-3	Dejanova, B.	B05-4, C15-1
Csupor, D.	C07-10	Del Canto, I.	B01-4, B01-5, D01-3
Csányi, A.	D03-11, D15-10	Deltuva, V.	C04-8
Cudnoch-Jedrzejska, A.	A01-5	Dembla, S.	ST1-1
Cullot, G.	S09-4 (O)	Demeneix, B.	PL-05
Curstedt, T.	A06-5	Demir, M.	B04-7, B09-5
Cuñat, J. S.	B01-4	Demir, S.	B09-7
Czikora, I.	EYPS-01	Demirbag Kabayel, D.	D03-9
Czippelova, B.	B01-12, D01-8	Derst, C.	C15-2
Czippelová, B.	A02-11	Desii, A.	S18-3

Di Fazio, P.	D15-3	Dursun, A. D.	B05-10, S05-4 (O)
Di Giacomo, A.	C05-4	Dussaule, J. -C.	S17-4 (O)
Di Liberto, V.	B09-9	Dux, M.	B02-2
Di Marco, S.	B12-3, S18-3	Dziri, C.	A10-12
Di Paolo, M.	S18-3	Díaz, I.	C01-4
Dienes, B.	S05-3	Döppner, T. R.	S03-3
Dieplinger, H.	B04-11		
Dimitriev, D.	B01-6	E	
Dincer, S.	C05-5	Ebenbauer, B.	S11-4 (O)
Dingová, D.	D02-3	Edler, H.	B01-2
Djuric, D.	C01-10, C01-8, D01-6, EYPS-06	Edtinger, S.	A13-2, A13-5
Dobias, H.	C14-2, D15-4	Edwards, T.	S18-1
Dobolyi, A.	C14-4	Egger, F.	B03-3
Dobšák, P.	A02-9	Eimre, M.	A13-7, A13-8
Dodurga, Y.	C07-6	Eisenberg, T.	S10-4 (O)
Dodurga, Y.	C03-13, C07-3	Eiter, O.	A10-8
Doerler, M. -M.	A10-8	Ek, R. O.	A08-2, B04-3
Dogan, I.	A02-8	Ekici, Y.	EYPS-07
Doganlar, Z. B.	C15-3	Ekinci Akdemir, F. N.	B03-10, B03-12, B03-9
Dogru, Y. Z.	A13-3	Ekinci, D.	D01-7
Dolensek, J.	A04-6	Ekmekci, H.	C05-3
Dolenšek, J.	A04-10, A04-7, A04-9	Ekrtova, T.	B09-8
Dominguez-Rodriguez, A.	C01-4	Ekrtová, T.	B01-11, B12-8
Dominguez-Rodriguez, M.	A08-8	El Guiche, D.	A06-10, A06-4, A06-7, A06-9
Domokos, D.	D15-11	El Hassar, C.	C01-3
Doneddu, A.	B05-3, B05-9, C05-7, D01-12	El Kari, K.	D15-7
Donelli, I.	S18-3	Ellek, N.	D08-6
Dorneles, G.	B05-1	Elmas, L.	C07-3
Dorofeyeva, N.	B02-9	ElSadek, M.	B04-1
Doğanlar, O.	B02-7, C03-7	Elsner, V.	B05-1, B09-1
Doğanlar, Z. B.	B02-7	Elstad, M.	S03-4 (O), S14-2
Drachuk, K.	B02-9	Emionite, L.	S18-3
Dremencov, E.	EYPS-02	Emsen, A.	D11-2
Drenjančević, I.	A02-2, A02-3, A02-5, A02-6, S03-5 (O)	Engelmann, P.	D02-6
Drenjančević, I.	B02-8, D02-6	Ennaifer, S.	D15-14
Drobna, M.	D02-10	Ennequin, G.	S15-5 (O)
Drvis, I.	A01-6	Enyedi, P.	C14-4
Duczka, E.	A07-5, D03-11, D15-10, D15-11, D15-8	Er, C.	C05-12
Dufourcq, P.	S09-4 (O)	Eraslan, E.	C02-12, C04-7, D01-7, D11-6, D11-7, D11-8, ST2-8
Dujic, Z.	A01-6, C05-8	Ercan, F.	D15-15
Duplaa, C.	S09-4 (O)	Erdős, R.	S01-5 (O)
Dupuy, O.	C05-2	Ergen, A.	B04-8
Durak, A.	S05-4 (O)	Ergenoglu, T.	A08-3, D08-1, D08-2
Durantón, C.	A10-4, A10-5	Erman, H.	C01-5
Durmus, S.	A02-8	Eroglu, H. A.	ST2-2

Eroğlu, C.	C03-13	Formenti, F.	S04-4 (O)
Ertan, N.	D11-5	Franco, W.	D02-9
Esler, M.	S14-1	Franzellitti, S.	D03-5
Esposti, R.	B12-2	Franzen, A.	C15-2
Esrefoglu, M.	C01-5, C05-5	Frazão, I.	A02-12
Eyuboglu, S.	B09-12	Freddi, G.	S18-3
Ezgeta, I.	B02-8	Frestad, D.	A01-6
Ezgin, N.	A08-6	Friard, J.	A10-4, A10-5
		Frimmel, K.	D11-4
		Frinchi, M.	B09-9
F		Furtmüller, M.	D03-10
Fabbri, E.	D03-5	Fuxe, K.	B09-9
Fagoni, N.	A01-4	Fiçıcılar, H.	S05-4 (O)
Fajnerova, I.	S13-3		
Fanczal, J.	A07-7, C07-8, D03-7, S11-5 (O)	G	
Fares, N.	S06-5 (O), S12-5 (O)	Gaberšček, S.	A02-4
Farias, R.	B05-3	Gablovsky, I.	C01-11
Farinatti, P.	B05-3	Gadeau, A. -P.	D02-12
Farkasova, V.	C01-11	Gainullin, M.	ST1-4
Farkašová, V.	C01-1, S05-5 (O)	Gaisberger, M.	A06-2, A13-2, A13-5, B03-3, C14-2
Farmery, A.	S04-4 (O)	Galba, J.	B04-5
Farruggio, S.	EYPS-08	Gaspar, R.	A07-5
Favre, G.	A10-5	Gasperikova, D.	B04-11
Fedichkina, R.	C01-12	Gassmann, M.	S04-3
Feraille, E.	A10-2	Gebhardt, L.	S16-4 (O)
Ferencova, E.	D15-13	Geiger, M.	C18-2, D03-10
Ferko, M.	C01-1, C01-2	Gekeler, F.	S18-1
Ferran, C.	ST2-6	Gelisgen, R.	A02-8, A06-8, C01-5, D06-9
Ferrantini, C.	S10-3	Genoves, P.	B01-4
Ferraresi, C.	D02-9	Genovés, P.	B01-5
Ferreira, H.	D02-12	Georgiev, T.	A04-2
Ferretti, G.	A01-4	Gergs, U.	B01-2
Feyen, P.	S18-3	Gerigk, T.	B01-2
Ficicilar, H.	B05-10	Ghezzi, D.	S18-3
Figueiredo, H.	S14-5 (O)	Ghiani, G.	B05-3, C05-4, C05-7
Filali, A.	A07-2, A07-3	Ghozzi, D.	D15-7
Filcikova, D.	D08-3, D08-4, S13-4 (O)	Gimeno-Raga, M.	C02-10, D02-4, D02-5
Fine, N. H. F.	S02-1	Giraud, M. -N.	S12-1
Fioretti, B.	ST1-2	Gizurarson, S.	S06-4 (O)
Fischer, B.	ST2-5	Gluch, D.	C07-7
Fischer, B.	EYPS-01	Goecke, C.	ST1-1
Fischer, H.	EYPS-01	Gokbudak, H.	A10-6
Fischer, M.	S08-1, S16-4 (O)	Gokce, K.	C05-11
Fischer, M. J. M.	EYPS-05	Gokce, M. O.	B04-8
Foisner, W.	A13-2	Gomez, A. M.	C01-4
Fontányi, Z.	A02-10		
Forcaia, G.	C03-3		

Gonçalves, C. A.	B09-1	Güney, B.	C07-9
Gorgulu, A. O.	C03-9	Güneş, I.	D11-11
Gorj, L.	B12-4	Gürsoy-Özdemir, Y.	S03-2
Gormus, N.	D01-10, D01-11		
Gorova, R.	D08-5	H	
Gosak, M.	A04-10, A04-3, A04-6, A04-7, A04-9, S02-5 (O), S18-5 (O)	Hacimuftuoglu, A.	D03-8
Goshovska, Y.	C01-12, C01-13	Hadj Khalifa, I. L.	A06-3, A06-4, A06-7, A06-9, A06-10, A10-12, C05-6
Goswami, N.	A02-6	Hadjadj, L.	A02-10
Gotia, S. L.	A01-1, A01-2, A04-8, A13-4	Hadzhibozheva, P.	A04-2
Gotia, S. R.	A01-1, A01-2, A04-8, A13-4	Haegerstrand-Björkman, M.	A06-5
Graban, J.	C01-6	Hahn, C.	S04-4 (O)
Grassalkovich, A.	C07-5, EYPS-03	Hajagos-Tóth, J.	D15-10, D15-8, D15-9
Gray, M.	S11-5 (O)	Hajal, J.	S06-5 (O), S12-5 (O)
Grbac Ivankovic, S.	C04-9	Halašová, E.	D06-10
Greenhaff, P.	S15-2	Hall, S.	TS-02
Greenwood, I.	S05-2, S09-5 (O), S14-5 (O)	Hamamci, R.	D08-6
Gresova, S.	B01-1	Hamilton-Whitaker, N.	S08-2
Griecsova, L.	C01-11	Heber, S.	EYPS-07, ST2-5
Griecsová, L.	C01-1, S05-5 (O)	Hedenstierna, G.	S04-4 (O)
Grman, M.	B02-3, B02-5	Hegyi, B.	S05-3
Grossini, E.	S12-4 (O)	Hegyi, P.	A07-7, A07-8, C07-10, C07-5, C07-8, D03-6, D03-7, EYPS-03, S01-5 (O), S11-5 (O)
Grosz, G.	A07-5	Heisler, L.	PL-04
Grubac, Z.	EYPS-06	Hekl, D.	A10-8
Grygorowicz, T.	A01-5	Helgadottir, H.	S06-4 (O)
Gstraunthaler, G.	A10-8	Helm, K.	C03-4, D15-4, D15-5
Guerra Ojeda, S.	C02-10	Helyes, Z.	A07-8
Guerra-Ojeda, S.	D02-4, D02-5	Heras, M.	B01-5
Guicciardi, M.	D01-12	Herbst, V.	S10-4 (O)
Guill, A.	B01-10	Herichova, I.	C03-2
Guillois, B.	B01-13	Hilber, K.	B03-2
Guler, M. C.	C04-7, D11-6, D11-7, D11-8	Him, A.	B09-3
Gunal, A. M.	A07-1	Hmadcha, A.	C01-4
Gundogdu, G.	C07-3, C07-6, D03-8	Hnilica, P.	C18-1
Guner, I.	C01-5	Hnilicova, S.	C18-1, D08-3, D08-4, D08-5
Guryev, E.	ST1-4	Hodonova, N.	A01-3
Guseva, A.	C03-5	Hodosy, J.	A04-11
Guyen, C.	B03-7, B03-8, S07-4 (O)	Hodson, D. J.	S02-1
Gál, E.	C07-10	Hoesel, B.	D11-12, S17-5 (O)
Gáspár, R.	D03-11, D15-10, D15-11, D15-8, D15-9	Hofmann, W.	A06-2
Gönczi, M.	B03-5, S05-3	Hofstetter, A.	B12-7
Görög, M.	EYPS-03	Hohensinner, P.	S11-4 (O)
Gül, M.	B03-12	Hohlbrugger, G.	B12-7
Güler, M. C.	D01-7, ST2-8	Hoiland, R.	C05-8
Gündoğdu, G.	C03-13	Hollywood, M.	A06-1

Holmes, E.	S07-1	Jašová, M.	C01-2
Holopherne-Doran, D.	S04-4 (O)	Jeanne, T.	B01-13
Horak, J.	B01-8	Jemmousi, H.	D15-2
Horozoglu, C.	B04-8	Jeremic, J.	C01-8, C01-9, D01-6
Horvat, A.	S01-4 (O), S16-2	Jeremic, N.	C01-10, C01-8, D01-6
Horvathova, J.	D02-2	Jimenez, S.	B01-10
Horvathova, M.	D11-4	Joachim, N.	B01-2
Horváth, B.	S05-3	Jones, S.	A13-6, C05-10
Horváth, G.	S01-5 (O)	Jorda, A.	C02-10
Horáček, J.	S13-3	Jordá, A.	D02-4, D02-5
Hotka, M.	ST1-8	Jorgačevski, J.	D03-13, S16-5 (O)
Hrabovska, A.	B02-4	Jouen, F.	B01-13
Hrabovská, A.	D02-3	Jovanov, P.	C05-8
Hrcnic, D.	EYPS-06	Joëls, M.	KL-01
Hrstková, H.	A02-9	Jukic, I.	A02-2, A02-3, S03-5 (O)
Hrušková, J.	A02-9	Jukić, I.	B02-8
Huang, J.	A10-2	Jurcau, I. -M.	B05-12, D08-8, D08-9
Hubmer, A.	A06-2	Jurcau, R. -N.	B05-12, D08-8, D08-9
Härlin, U.	B12-7	Jurkovicova, D.	C14-1
Hözl, B.	A13-2, A13-5		
		K	
Ilhan Tarhan, A.	A10-7	Kabadere, S.	C03-6
Imen, M.	A10-12	Kabak, Y.	B09-3
Inchirah, K.	C15-4	Kabakci, R.	C04-3
Ismeil, A.	C16-1	Kacem, W.	A07-4, B12-5, C07-2
Isiksel, E.	A06-8	Kacmaz, C.	A02-8
Ivanova, A.	B01-6	Kadaja, L.	A13-8
Ivask, M.	A13-7, A13-8	Kaduševičius, E.	A10-9
		Kalaycı, D.	D11-10
		Kale, E. H.	S13-5 (O)
İ		Kalfın, R.	A04-2
İmeryüz, N.	C07-9	Kalinichev, M.	B12-4
		Kalkan, O. F.	C05-13, ST2-4
		Kamil, L. A. K.	B09-3
Jackova, L.	B04-11	Kanber, E. M.	A02-7
Jakab, M.	B03-3, C03-4, C14-2, C14-3, D15-3, D15-4, D15-5	Kancirová, I.	C01-2
Jakovljevic, V.	C01-10, C01-7, C01-8, C01-9, D01-6	Kandir, S.	C05-12
Jameleddine Ben Khamsa, S.	A06-7	Kaptan, E.	D06-8
Jameleddine, S.	D15-14	Karabörk, E.	C16-2
Janovičová, L.	D03-12	Karabrahimoglu, A.	D01-11
Jarkovska, D.	B01-8, B03-4, D01-9	Karakas, S.	A10-3
Jarkulis, V.	B09-8	Karakoc Demirkaya, S.	A08-2
Jarkuliš, V.	B01-11, B12-8	Karakurt, S.	C05-12
Javorka, M.	A02-11, B01-12, D01-8, EYPS-09	Karaoglan, E. S.	C07-3
		Karataş, H.	C07-9
		Karimova, V.	B01-7

Kasarello, K.	A01-5	Kiryukhina, O. O.	B02-10
Kasimay Cakir, O.	D08-6	Kis, G.	B03-5
Kasit, M.	C03-7	Kiss, L.	TS-01
Kasvandik, S.	A13-7, A13-8	Kiss, L.	A07-8
Katagöz, L.	D11-7	Kistamás, K.	S05-3
Katina, S.	B04-5	Kittl, M.	C14-2
Katus, H.	S12-3	Kiwan, A.	D03-5
Kaun, C.	S11-4 (O)	Klieser, E.	D15-5
Kavvadas, P.	S17-4 (O)	Kluknavsky, M.	D02-1, D02-8
Kayali, D. G.	D08-6	Knapp, M.	A13-2
Kazlauskas, A.	ST1-5	Koc, A.	D01-11
Keag, M.	A01-8, A01-9	Koc, M.	D11-5
Keles, D.	A04-5	Kocacan, S. E.	B09-2
Keles, H.	D08-6	Koenen, M.	S12-3
Keles, V.	ST2-4	Koenig, X.	B03-2, S10-5 (O)
Kemenyova, P.	B09-4	Koivisto, A. -P.	S08-3
Kempny, M.	B09-8	Kolar, L.	A02-5
Kempný, M.	B01-11, B12-8	Kolgazi, M.	A07-1
Kerjaschki, D.	A08-8	Kolodziejczyk, K.	S08-2
Kerschbaum, H.	B03-3, C14-2	Kolomaznik, M.	D06-1, D06-3, D06-5, D06-7
Kerschbaum, H. H.	C14-3	Kolomazník, M.	D06-10, D06-6
Kertys, M.	D06-2	Kolář, F.	S05-5 (O)
Keuylian, Z.	S17-4 (O)	Konecna, B.	D03-12
Khaletskaya, O.	B09-10	Kopincova, J.	D06-1, D06-5, D06-7
Khan, D.	A08-8	Kopincová, J.	D06-4
Khan, S. Y.	B02-11	Koran, K.	C03-9
Khananshvili, D.	S01-3	Korff, T.	S09-2
Khirazova, E.	D11-1	Korkmaz, H.	B05-5, B05-7
Khelifi, S.	D15-2, D15-7	Kornelyuk, A.	C01-12
Kibel, A.	A02-6	Koroglu, M. K.	D15-15
Kibel, D.	A02-6	Korotchenko, S.	ST1-4
Kichko, T.	EYPS-05	Kortobi, B.	D15-7
Kiechl, S.	S10-4 (O)	Kosutova, M.	B02-6, C02-8, D01-5
Kiesslich, T.	C03-4, D15-3, D15-4, D15-5	Kosutova, P.	D06-1, D06-2, D06-3, D06-5, D06-7
Kilianova, Z.	B02-4	Kothencz, A.	A07-5, D15-9
Kilic, E.	S03-1	Kotyzova, D.	B03-4, D01-9
Kilic, M. A.	A02-7	Kougioumtzidou, E.	S08-2
Kilic-Erkek, O.	B05-5, B05-7, D11-3	Kovac, A.	B04-5
Kilic-Toprak, E.	B05-5, B05-7	Kovacs, G.	S16-3
Kilinc, E.	A07-1	Koyuncu, D. D.	A08-3, A08-6, B05-2, D08-1,
Kiliánová, Z.	D02-3	D08-2	
Kim, C. -H.	B12-1	Kozler, P.	ST1-3
Kim, E. -J.	A08-8	Kozul, M.	A02-6
Kim, Y. -G.	B12-1	Koç, A.	D01-10
Kirectepe Aydin, K. A.	A02-7	Košútová, P.	D06-4, D06-6
Kirsch, A.	S10-4 (O)	Krajcovicova, V.	A01-3

Krajcovicova, K.	B02-4	L	
Kral-Pointner, J. B.	D11-12, EYPS-07	Laabidi, A.	A07-2, A07-3
Kralova, E.	D15-13	Lacinova, L.	C14-1, EYPS-02
Kreft, M.	S16-5 (O)	Lacour, S.	B01-3
Kremer, A.	S16-4 (O)	Lajdova, I.	A10-1, D03-2
Krieger, S.	A08-8	Lakostikova, G.	D08-5
Krievina, G.	A10-10	Lambert, E.	S14-1
Kristek, F.	B02-3, B02-5, D02-10	Landrichinger, J.	A06-2, A13-2, A13-5
Krizancic Bombek, L.	A04-6	Lanzani, G.	S18-3
Krizkova, V.	B03-4, D01-9	Lapinova, L.	C14-1, EYPS-02
Křižančič Bombek, L.	A04-3, A04-7, A04-9, A04-10, S02-5 (O)	Larsson, A.	S04-4 (O)
Kroemer, G.	S10-4 (O)	Lasabova, Z.	D01-8
Krohova, J.	B01-12, D01-8	Lasic, E.	S16-5 (O)
Krohová, J.	A02-11	Launikonis, B. S.	S10-5 (O)
Krstic, D.	EYPS-06	Laurain, A.	A10-5
Krumpolec, P.	S15-4 (O)	Lav Madsen, P.	A01-6
Ksouri, R.	D15-14	Lavratti, C.	B05-1
Kubecová, Z.	A02-9	Lawler, K.	ST1-6
Kubicek, S.	S11-3	Lawson, R.	D01-1
Kubik, S.	S13-2	Lazarova, Z.	B01-12, D01-8
Kubikova, T.	D01-9	Lazarová, Z.	A02-11
Kubista, H.	B03-2, ST1-8	Lazou, A.	S05-5 (O)
Kubranska, A.	B09-4, D08-3, S13-4 (O)	Lechner, J.	A10-8
Kucera, J. P.	B01-3	Lecis, R.	D01-12
Kucharská, J.	C01-2	Lee, A.	ST2-6
Kucukatay, V.	D11-3	Leftheriotis, G.	A10-5
Kulikova, L.	C03-5	Legrand, A.	S07-5 (O)
Kumaş, M.	C05-5	Lemmens-Gruber, R.	EYPS-01
Kura, B.	C01-6	Lenasi, H.	A02-4
Kurdiova, T.	B04-11	Lenasi, H.	A02-5
Kurt, A.	ST2-4	Lengyel, M.	C14-4
Kurt, N.	C02-12	Lenka, V.	D03-12
Kutlu, S.	D01-10, D01-11	Lettner, H.	A06-2
Kuttke, M.	S17-5 (O)	Leveneur, J.	B01-13
Kuzmin, V.	B01-7, D01-4	Levina, I.	C03-5
Kvandova, M.	D02-8	Levčík, D.	S13-3
Kyhl, K.	A01-6	Li, H.	C02-4, C02-6
Köks, S.	A13-7, A13-8	Linderholm, B.	A06-5
Köhler, T.	ST2-7	Linhartová, K.	A02-9
Kübler, W.	S04-1	Linke, W. A.	S10-4 (O)
Küçük, A.	D11-10, D11-11	Lipovac, M.	B02-11
Küçükatay, V.	C03-13	Lisjak, M.	D03-13
Křenek, P.	D02-3	Ljubkovic, M.	A01-10, D01-13
		Lonek, L.	C01-11, S05-5 (O)
		Lonek, U.	C01-1
		Lonyi, F.	D02-11, D02-7

Lopes, K.	B05-3	Marina, C.	S04-5 (O)
Lopez, Y.	B01-4	Marini, C.	S18-3
Lorusso, L.	S08-5 (O)	Marinovic, J.	A01-10, D01-13
Louch, W.	S10-1	Markovič, R.	S18-5 (O)
Louis, K.	ST2-3	Maroteaux, L.	D01-1
Lucas, R.	EYPS-01	Maroun, R.	S12-5 (O)
Lukas, P.	A10-8	Marquet, P.	A10-9
Luque, Y.	ST2-3	Marsollier, C.	A07-8
Löffelberger, M.	D15-3	Martinelli, P.	S11-1
		Marusciac, L.	A06-11
M		Mashimo, Y.	C15-2
Maack, C.	S10-2	Matasova, K.	D06-3
Maccarone, R.	S18-3	Matejovic, M.	B01-8
Machida, R.	C15-2	Matiulko, I.	D11-1
Mackey, A.	S15-3	Matuskova, Z.	A08-4, C02-8
MacLaren, R. E.	S18-1	Mauricio, M. D.	C02-10, D02-4, D02-5
Madacsy, T.	S11-5 (O)	Maya-Vetencourt, J. F.	PL-01, S18-3
Madeo, F.	S10-4 (O)	Mayoral-Gonzalez, I.	C01-4
Madersbacher, H.	B12-7	Mayr, C.	C03-4, D15-3, D15-4, D15-5
Madácsy, T.	A07-7, C07-5, C07-8, D03-7	Mayr, M.	B02-11
Maffiodo, D.	D02-9	Mazza, R.	S06-1
Magnani, S.	B05-3, B05-9, C05-7, D01-12	McPeak, H.	S04-4 (O)
Magnes, C.	S10-4 (O)	Medvedova, I.	D06-2
Magyar, J.	S05-3	Meinitzer, A.	S10-4 (O)
Mahnkopf, D.	B01-2	Melekoglu, A.	B04-8
Mahé, G.	A02-1	Melis, F.	B05-6
Maleth, J.	S11-5 (O)	Menevse, E.	A10-6, C04-1, C04-2
Malti, N.	C01-3	Mengi, M.	C05-3, C05-5
Malus, M.	B09-8	Mert, U.	ST2-7
Maluš, M.	B12-8	Merzouk, H.	C01-3
Maléth, J.	A07-7, A07-8, C07-10, C07-5, C07-8, D03-6, D03-7, EYPS-03, S01-5 (O)	Merzouk, S. A.	C01-3
		Mesnard, L.	ST2-3
Malůš, M.	B01-11	Messere, A.	D02-9
Mancevska, S.	B05-4, C15-1	Messlinger, K.	B02-2, B09-6
Manchen, J.	B09-6	Mestriner, R.	B09-1
Mancinelli, L.	ST1-2	Mete, M.	S18-3
Mandala, M.	S06-4 (O)	Metin, G.	C05-3, C05-5
Mani-Zaca, B.	B02-12	Metin Tellioglu, A.	A10-3
Mankaï, A.	D15-7	Meurice, J. -C.	C05-2
Mansour, S.	B04-1	Meziane, A.	C01-3
Marc, R.	A07-8	Michael, K.	C14-3
Marcek Chorvatova, A.	A10-1, D03-2	Michailov, M. C.	B12-7
Marchio, P.	C02-10, D02-4, D02-5	Michalcak, T.	B09-8
Marešová, D.	ST1-3	Michalčák, T.	B12-8
Marhl, M.	S18-5 (O)	Michalčák, T.	B01-11
Marie, C.	S15-5 (O)	Michoud, F.	B01-3

Micovic, V.	C03-12	Mrakovcic-Sutic, I.	C03-12, C04-9
Mihaljevic, Z.	S03-5 (O)	Mravec, B.	S13-4 (O)
Mihaljević, Z.	A02-3, B02-8, D02-6	Muchova, J.	D11-4
Mijacika, T.	A01-6, C05-8	Muddò, G.	B09-9
Mikalayeva, V.	B17-1, C03-8	Muellem, S.	D03-7
Mikolka, P.	D06-1, D06-2, D06-3, D06-4, D06-5, D06-6, D06-7	Mukhina, I.	ST1-4
		Mulliri, G.	B05-3
Milašiušė, G.	C03-8	Murinova, J.	A08-4
Mileva-Popova, R.	A01-11	Muráriková, M.	C01-1, C01-2, S05-5 (O)
Milia, R.	B05-3, B05-9	Musellim, B.	A06-8
Milicevic, R.	A08-8	Musinszki, M.	ST2-7
Millet, J.	B01-10	Mussbacher, M.	D11-12, S17-5 (O)
Milosavljevic, N.	C14-5	Musset, B.	C15-2
Minaoui, R.	D15-6, D15-7	Musuroglu, S.	A08-7
Ming, X. -F.	A04-1, A10-2	Muñoz, M.	B01-4, B01-5
Mirasoglu, B.	D11-5	Máderová, D.	S15-4 (O)
Mirowska-Guzel, D.	A01-5		
Mishchenko, T.	B09-10	N	
Mistrova, E.	B03-4, D01-9	Nacar, T.	C04-7, ST2-8
Mitroshina, E.	B09-10	Nadasy, G.	D02-11, D02-7
Moccia, F.	B02-12	Nagy, D.	B03-5
Mogulkoc, R.	A10-6, A13-1, C04-1, C04-2, C04-5, C05-1, C07-1, B04-12	Naik, S.	C14-5
		Nalci, K. A.	D03-8
Mohr, F.	ST1-1	Nalos, L.	B01-8
Mokaddem Mohsen, S.	A06-10, A06-7, A06-9	Naouar, M.	A07-2, A07-3
Mokaddem, S.	A06-3, A06-4, C05-6	Nasteska, D.	S02-1
Mokra, D.	D06-1, D06-2, D06-3, D06-5, D06-7	Nazare, M.	ST2-7
Mokry, J.	D06-2	Neacsu, C.	EYPS-05
Mokrá, D.	D06-10, D06-4, D06-6	Neckář, J.	S05-5 (O)
Molcan, L.	S14-4 (O)	Nemec, M.	S15-4 (O)
Molina, M.	B01-13	Netto, C. A.	B09-1
Moll, H.	ST2-6	Neu, E.	B12-7
Molnár, A.	A07-8	Neureiter, D.	D15-3, D15-4, D15-5
Molnár, R.	C07-8	Nevinny-Stickel, M.	A10-8
Molz, B.	A08-8	Nicholson, T.	A13-6, C05-10
Monassier, L.	D01-1	Nicola, F.	B09-1
Monda, M.	S08-5 (O)	Nikolic, T.	C01-10, C01-7, C01-8, C01-9, D01-6
Monje, F. J.	A08-8	Noreikaitė, A.	A10-9
Monori-Kiss, A.	A02-10, D02-11, D02-7	Novak, I.	S11-2
Monos, E.	A02-10, D02-11, D02-7	Novak, S.	A02-2
Montani, J. -P.	A04-1, A10-2	Novakova, M.	EYPS-09
Monteiro Rodrigues, L.	A02-12, D02-12	Novakova, Z.	EYPS-09
Moravcik, R.	D02-2	Nová, Z.	D06-10
Morkuniene, R.	EYPS-04	Nováková, Z.	A02-9
Morozov, I.	C03-5	Nádasy, G.	A02-10
Morvova Jr., M.	D03-2	Nánási, P.	S05-3

O		Ö	
Oberwinkler, J.	ST1-1	Özbeyli, D.	C07-9
Ocker, M.	D15-3	Özdemir Kumral, Z. N.	C07-9
Ohba, K.	B04-2	Özkurt, M.	C03-6
Oksa, A.	A10-1, D03-2	Öztürk, Y.	C07-9
Okuliarova, M.	A01-3	Öğün, M. N.	C16-2
Oliveira, R.	B05-3		
Omercioglu, G.	B05-10	P	
Ondacova, K.	C14-1	Paju, K.	A13-7, A13-8
Ondrias, K.	B02-5	Pakhomov, N.	D01-4
Ondrusova, K.	EYPS-09	Pala, M.	C01-5, C05-5
Ongoren, G.	B02-7	Palabiyik, O.	D03-9
Orak, C.	A08-2, B04-3	Palazzolo, G.	B05-3, B05-9, C05-4
Orallar, H. S.	B09-7, C16-2	Palfrey, H.	C05-10
Ordóñez, A.	C01-4	Pallagi, P.	C07-10, C07-5, D03-6, EYPS-03, S11-5 (O)
Oresic, M.	S07-3	Pampuscenko, K.	EYPS-04
Orlova, E.	A13-7, A13-8	Panaitescu, C.	A06-11
Oruc, A.	A02-8, A06-8, D06-9	Panca, D.	C01-6
Oskay, A.	B05-5, B05-7	Pang, C. C.	D15-1
Osol, G.	S06-4 (O)	Pantic, I.	C03-1, C07-4, S18-4 (O), ST2-1
Ostatnikova, D.	B04-5, B09-4, C18-1, D08-3, D08-4, D08-5, S13-4 (O)	Pantic, S.	S18-4 (O), ST2-1
Oszwald, A.	B02-11	Park, W. S.	C02-1, C02-2, C02-3, C02-4, C02-5 C02-6
Ou, D.	D15-1	Parra, G.	B01-5, D01-3
Ou, M. C.	D15-1	Pasqua, T.	S06-1
Oude Egbrink, M. G. A.	TS-03	Pasti, G.	D02-7
Ouédraogo, N.	A02-1	Patlar, S.	C05-1
Ovali, M. A.	B02-7	Pau, M.	B05-6
Oymak, B.	B05-5, B05-7	Paunovic, J.	C07-4, ST2-1
Ozbeyli, D.	D08-6	Paviscic, V.	C03-12, C04-9
Ozcelik, O.	B05-13, B05-8	Pchelin, P.	B09-10
Ozdemir, F.	D03-9	Pechanova, O.	A08-4, B02-6, C02-8, C02-9, D01-5
Ozdemir, Y.	B05-7, D11-3	Pedard, M.	S15-5 (O)
Ozdemir Y.	B05-5	Pedersen, B. K.	PL-03
Ozel, N.	C05-9	Pedersen, M. G.	S02-4
Ozen Koca, R.	D01-10, D01-11	Peet, N.	A13-7, A13-8
Ozerol, E.	A08-5	Pendl, T.	S10-4 (O)
Ozgocer, T.	B04-9	Perc, M.	A04-9
Ozgur, E. O.	C05-11	Peres, A.	B05-1
Ozgöçer, T.	B01-9, B04-10	Periera, M.	B09-11
Ozhan, B.	A04-5	Périer, C.	B12-4
Ozkok, E.	B04-6, D06-8	Perocchi, F.	S01-1
Ozmen, B. B.	A07-1	Pershin, V.	ST1-4
		Pertile, G.	S18-3
		Petkovic, A.	S18-4 (O)

Petkovic, M.	C03-12	Rakonczay, Z.	D03-6, S01-5 (O), S11-5 (O)
Petrasova, D.	B01-1	Randall, M.	B02-1
Petrovska, S.	B05-4, C15-1	Rankov Petrovic, B.	EYPS-06
Philippe, G.	S04-5 (O)	Ranuzzi, G.	S14-1
Picaud, S.	S18-2	Rashid, N.	A07-6
Pichler, M.	D15-3	Rasic, L.	A02-2, A02-3, A02-5
Pierard, M.	S07-5 (O)	Rasic Markovic, A.	EYPS-06
Pietschmann, H.	EYPS-01	Raulin, A. -C.	B09-11
Pinna, V.	B05-3, B05-9, C05-7, D01-12	Ravingerová, T.	C01-1, C01-2, C01-6, C01-11, S05-5 (O)
Piroddi, N.	S10-3	Razak, S.	B04-1
Piváčková, L.	D02-3	Rašić, L.	B02-8
Placier, S.	S17-4 (O), ST2-3	Re, F.	C03-3
Pluncevic, J.	B05-4	Reeh, P. W.	EYPS-05
Pluncevic-Gligorovska, J.	C15-1	Refai, E.	S02-5 (O)
Plätzer, K.	C03-4	Rega-Kaun, G.	S11-4 (O)
Pochmann, D.	B05-1	Regnier, M.	S10-3
Poggesi, C.	S10-3	Rehakova, R.	A08-4, B02-6, C02-8, C02-9
Pohorec, V.	A04-6, A04-7, A04-9	Reis, R.	C03-2
Pokan, R.	ST2-5	Repiska, G.	B04-5, D08-4
Pokorny, J.	ST1-3	Resch, U.	S17-5 (O)
Polat, A. G.	A10-3	Rezvani, A.	S07-4 (O)
Polat, E.	C02-12, C02-12, C04-7, ST2-8, ST2-8	Rezáková, S.	D06-4
Polikarpova, A.	C03-5	Richards, T.	B12-6
Pollak, D. D.	A08-8	Ridha, O.	A04-4
Porta, A.	S14-1	Riečanský, I.	A08-4
Potokar, M.	D03-13	Riedl, M.	A13-5
Pouzet, B.	B12-4	Ristic, D.	C01-7
Pozorčiaková, K.	A02-11	Ristic, P.	C01-7
Poët, M.	C14-5	Ritter, M.	A06-2, A13-2, A13-5, B03-3, C03-4, C14-2, C14-3, D15-4, D15-5
Prager, M.	S11-4 (O)	Rituper, B.	D03-13, S16-5 (O)
Prajczer, S.	A10-8	Roatta, S.	D02-9
Prakoura, N.	S17-4 (O)	Robering, J.	S16-4 (O)
Prenek, L.	D02-6	Roberto, S.	B05-3, B05-9, C05-4, D01-12
Primessnig, U.	S10-4 (O)	Roberts, R.	B02-1
Przybylski, J.	A01-5	Robinson, P.	S16-5 (O)
Pullamsetti, S. S.	S04-2	Rodriguez, M.	S13-3
Pustovit, K.	D01-4	Roi, A.	A01-1, A01-2, A04-8, A13-4
Puzserova, A.	B02-3, D02-1, D02-8	Roider, J.	S18-1
Pál, B.	B03-5	Rondeau, E.	ST2-3
Pál, V.	A02-10	Rosado, J. A.	C02-7
R		Roses, E.	B01-10
Radosavljevic, T.	C07-4, ST2-1	Roux, E.	S09-4 (O), S18-5 (O)
Radosinska, J.	B09-4, D02-8, D11-4	Rubera, I.	A10-4
Ragonese, F.	ST1-2	Rubi, L.	B03-2
Rakonczay Jr., Z.	A07-8, C07-10, C07-5		

Rubtsov, P.	C03-5	Schrottmaier, W. C.	D11-12, EYPS-07
Rutter, G. A.	S02-1	Schubert, R.	C02-11
Ruzsnavszky, F.	S05-3	Schulz, F.	ST2-7
Rydlová, J.	A02-9	Schupfer, C.	B09-11
Rzayev, E.	B09-2	Schweizer, P.	S12-3
Rázga, Z.	S01-5 (O), S11-5 (O)	Schön, M.	S15-4 (O)
		Scsukova, S.	C04-6
S		Secher, N.	A01-6
Sabo, T.	C01-9	Secme, M.	C07-6
Sabuncuoğlu, B.	S05-4 (O)	Sedej, S.	S10-4 (O)
Sachs, H.	S18-1	Segiet, A.	A01-8, A01-9
Sagach, V.	B02-9, C01-12, C01-13	Selescu, T.	EYPS-05
Sahin, A. M.	C05-3	Semercioz, A.	C04-5
Sahin, E.	B05-11	Senol, O.	D03-8
Sahin, G.	C01-5	Senoo, Y.	C18-1
Sahin, L.	A08-1, A08-6, A08-7	Senturk, M.	D01-7, D11-6, D11-7, D11-8
Sahin, Z.	D01-10	Senyigit, A.	A02-8
Sahnoun, D.	D15-14	Seo, M. S.	C02-2, C02-6
Sainas, G.	B05-3, B05-9, C05-7, D01-12	Seppi, T.	A10-8
Saint-Marcoux, F.	A10-9	Seprényi, G.	S05-3
Salehin, N.	D08-6	Serairi, R.	D15-14
Saliba, Y.	S06-5 (O), S12-5 (O)	Seres-Bokor, A.	A07-5
Salzmann, M.	D11-12, EYPS-07, S17-5 (O)	Sergeant, G.	A06-1
Samavati, R.	ST1-7	Sestakova, N.	D02-1
Sambuceti, G.	S18-3	Sevgiler, Y.	B03-7, B03-8, S07-4 (O)
Sancini, G.	C03-3	Seçme, M.	C03-13
Sandal, S.A10-11, B03-13, B04-7, B09-5, C03-10,		Shabbir, W.	EYPS-01
	C03-11, C03-9	Shantsila, E.	S17-3
Sandri, M.	S15-1	Shchelchkova, N.	B09-10
Santamaria, L.	B01-4, B01-5	Shchelkunova, T.	C03-5
Saperova, E.	B01-6	Shin, S. E.	C02-3, C02-6
Sari, E.	D15-15	Shmal, D.	S18-3
Saribal Kanber, D.	A02-7, B03-6, D15-12	Siklenkova, L.	B04-5, D08-5
Sato, S.	B04-2	Sikurova, L.	D03-2
Sauer, S. K.	EYPS-05	Silina, V.	A10-10
Scellini, B.	S10-3	Silva, H.	A02-12, D02-12
Schabbauer, G.	EYPS-07	Simsek, C.	D06-9
Schaffert, L. -N.	B09-11	Simsek, G.	A02-8, A06-8, D06-9
Schewe, M.	ST2-7	Sinan, M.	D11-5
Schipper, L. D. L.	B05-1	Sipahi, T.	D03-9
Schmid, J.	S17-5 (O)	Sirinyildiz, F.	A08-2, B04-3
Schmid, J. A.	D11-12	Skauminas, K.	ST1-5
Schmidt, N.	C02-11	Skeberdis, V. A.	B17-1, C03-8
Schmitt, F.	C18-1	Skelin Klemen, M.	A04-6, A04-7, A04-9,
Schmitz, G.	B04-11		S02-5 (O)
Schnúr, A.	C07-10	Skiriute, D.	ST1-5

Skrda, D.	B09-8	Such, L.	B01-10, B01-4, B01-5, D01-3
Skuja, I.	A10-10	Such-Miquel, L.	B01-10, B01-4, B01-5, D01-3
Skvortsova, I.	A10-8	Sumbalová, Z.	S15-4 (O)
Skytioti, M.	S03-4 (O)	Sun, H.	ST2-7
Slak Rupnik, M.	A04-9, A04-10, A04-3,	Surmeneli, Y. E.	C05-13, ST2-4
	A04-6, A04-7, S02-5 (O)	Susic, V.	EYPS-06
Slavikova, J.	B03-4	Sut, N.	A10-7, C05-11
Slezák, J.	C01-6	Sutic, I.	C03-12
Slobodová, L.	S15-4 (O)	Sutic, I.	C03-12, C04-9
Smani, T.	A08-8, C01-4, C02-7	Sutovska, H.	S14-4 (O)
Smayra, V.	S06-5 (O), S12-5 (O)	Sutulovic, N.	EYPS-06
Smigic, J.	C01-9	Suveren, E.	D01-2
Smirnova, O.	C03-5	Svacinova, J.	EYPS-09
Smirnovas, V.	EYPS-04	Svačinová, J.	A02-9
Smykiewicz, P.	A01-8, A01-9	Sviglerova, J.	B01-8
Snahnicanova, Z.	D01-8	Svorc Jr., P.	B09-8
Sokolikova, B.	D03-10	Svorc, P.	B01-1
Sokolov, R.	ST1-4	Svorc, Jr., P.	B01-1
Solak Gormus, Z. I.	D01-10, D01-11	Svížela, V.	A02-9
Solak, H.	D01-10, D01-11	Szentandrassy, N.	S05-3
Soler, C.	B01-4, B01-5, D01-3	Szeri, F.	A10-5
Sonmez, O. F.	C05-3, C05-5, D06-9	Szmicsekova, K.	B02-4
Sozer, V.	A06-8, D06-9	Szmicseková, K.	D02-3
Speidl, W.	S17-2	Sztojkov-Ivanov, A.	A07-5
Spustova, V.	A10-1, D03-2	Szucs, K. F.	A07-5
Srejovic, I.	C01-10, C01-7, C01-8, C01-9, D01-6	Szőke, V.	D03-11
Sriya, P.	B12-6	Sánchez de Rojas-de Pedro, E.	C01-4
Stankevičius, E.	A10-9, B17-1	Søvik, S.	S03-4 (O)
Stanojlović, O.	EYPS-06	Süle, M.	A07-5
Steiner, K.	A02-6		
Steininger, T. S.	C14-3	Ş	
Stengl, M.	B01-8	Şatıroğlu-Tufan, N. L.	C03-13
Stenovéc, M.	S16-5 (O)	Şen, O.	D11-10
Steponaitis, G.	ST1-5	Şivgin, V.	D11-11
Stimmelova, J.	B01-1	Škovierová, H.	D06-10
Stingl, K.	S18-1	Škrda, D.	B01-11, B12-8
Stocker, F.	C02-11	Šranková, J.	D02-3
Stojic, I.	C01-10, C01-7, C01-8, C01-9, D01-6	Švorc Jr., P.	B01-11, B12-8
Stott, J.	S09-5 (O), S14-5 (O)		
Stoynev, N.	A01-11	T	
Stozer, A.	A04-6, S02-3	Tabak, O.	A02-8
Stožer, A.	A04-10, A04-3, A04-7, A04-9	Taboni, A.	A01-4
Stuchlik, A.	S13-2, S13-3	Taghizadehghalehjoughi, A.	D03-8
Stupin, A.	A02-2, A02-3, A02-5, B02-8, S03-5 (O)	Tajima, K.	B04-2
Stupin, M.	A02-2, A02-3, A02-5	Takahashi, K.	B04-2
Stuppner, H.	B02-11	Tamas, T. -P.	A06-11

Tamasauskas, A.	C04-8, ST1-5	Torok, J.	D02-8
Tamasauskas, S.	C04-8	Tota, B.	S06-1
Tamer, S.	B04-6, D06-8	Trebak, M.	S01-2
Tamulevičius, T.	B17-1	Tretjakovs, P.	A10-10
Tanbek, K.	A08-5	Tretter, L.	S01-5 (O)
Tanyeli, A.	C02-12, C04-7, D01-7, D11-6, D11-7, D11-8, ST2-8	Trnka, M.	D15-13
Tanzi, F.	B02-12	Trozic, I.	A02-6
Tarasova, O. S.	B02-10	Trubačová, S.	A04-11
Tarrend, M.	A13-8	Trujillo-Hernandez, A.	B02-12
Taskin Guven, E.	B03-7, B03-8, S07-4 (O)	Tucker, S. J.	ST2-7
Taskiran, D.	B17-2	Tunc-Ata, M.	B04-4
Taskiran, E.	B17-2	Tuncay, E.	S05-4 (O)
Tasli Yesilcayir, G.	A08-2, B04-3	Turan, B.	S05-4 (O)
Taslidere, A.	A10-11	Turgut, G.	A06-6, B04-4
Tassin, A.	S07-5 (O)	Turgut, S.	A06-6, B04-4
Tastekin, E.	A10-7	Turianikova, Z.	B01-12, D01-8
Tatar, Y.	B05-10	Turianiková, Z.	A02-11
Tauc, M.	A10-4	Turker, N. P.	C15-3
Tayfur, P.	C05-11	Tyciakova, S.	B04-11
Tegtmeier, M.	ST2-7	Tzotzos, S.	EYPS-01
Tekedereli, B.	B09-5	Tálas, D.	C07-10
Tekin, G.	C05-12	Tóth, E.	D03-6, S01-5 (O)
Tekin, S.	A10-11, B03-13, B04-7, C03-10, C03-11, C03-9	Tóth, K.	C07-10
Tekin, I.	C03-9	Türkoglu, S. A.	B09-7, C16-2
Terentieva, K.	B09-10	U	
Terracciano, C.	S12-2	Ucar, C.	A01-7, B04-9
Tesi, C.	S10-3	Uhrin, P.	A08-8, B02-11
Thom, S.	C05-8	Ukropcova, B.	B04-11
Thomas, D.	S12-3	Ukropcová, B.	S15-4 (O)
Thornbury, K.	A06-1	Ukropec, J.	B04-11, S15-4 (O)
Ticconi, F.	S18-3	Uličná, O.	C01-2
Timirci Kahraman, O.	B04-8	Unal, C.	A07-1
Tiszai, Z.	D03-11, D15-8	Unal, O.	C07-1
Tocco, F.	B05-6, B05-9, C05-4, C05-7	Untner, J.	A13-2
Todde, F.	B05-6	Unver, F.	B05-5, B05-7
Todt, H.	B03-2	Unverengil, G.	B04-6
Tok, O. E.	C01-5	Urbanova, A.	D06-2
Tokuc, B.	D03-9	Uyar, R.	C03-6
Tolekova, A.	A04-2	Uysal, P.	D06-9
Tomova, A.	B09-4, D08-4	Uzun, H.	A02-8, A06-8, C01-5, D06-9
Topal Çelikkan, F.	S05-4 (O)	Uzun, M.	B02-7
Toplan, S.	A02-7, A04-12, B03-6, D15-12	Uçar, C.	B01-9, B04-10, C04-10, C04-11
Toprak, M. S.	C05-3	Uğur, F. A.	B05-8
Tormos, A.	B01-10, D01-3	Uğraş, S.	C04-10, C04-11

Ü		Vorkapic, M.	EYPS-06
Ünal, Y.	D11-10, D11-11	Vrankova, S.	A08-4, B02-6, C02-9
Üstün, S.	S13-5 (O)	Vucevic, D.	C07-4, ST2-1
V		Vuksanovic, P.	S18-4 (O), ST2-1
Vaitkiene, P.	ST1-5	Vácz, K.	S05-3
Valbonesi, P.	D03-5	Várbíró, S.	A02-10
Valladolid-Acebes, I.	A04-7, S02-5 (O)	W	
Valles, S.	C02-10	Waczulikova, I.	D08-5
Valles, S. L.	D02-4, D02-5	Waczulíková, I.	C01-2
Vandermeersch, S.	ST2-3	Wagner, A.	D15-3
Vanni, S.	D01-12	Wagner, L.	B05-1
Vančová, O.	C01-2	Wagner, S.	B12-4
Vardar, S. A.	C05-11	Wahlmüller, F.	D03-10
Vardjan, N.	S01-4 (O), S16-2	Waltenberger, B.	B02-11
Vargaz-Guadarrama, V. A.	B02-12	Wang, M.	S06-4 (O)
Varró, A.	S05-3	Wayne, D.	ST1-6
Vavrina, Z.	B09-8	Weber, G.	B12-7
Vavřina, Z.	B01-11, B12-8	Welscher, U.	B12-7
Vazan, R.	D11-4	White, S.	S09-3
Vedunova, M.	B09-10	Willam, A.	EYPS-01
Velluzzi, F.	D01-12	Wine, T.	A10-5
Venglovecz, V.	A07-8, C07-10, C07-5, D03-6	Winkler, R.	A06-2
Verdi, V.	B09-9	Winklmayr, M.	A13-5
Veress, R.	S05-3	Wiszt, R.	B01-12
Verkhatsky, A.	S16-1	Woillard, J. B.	A10-9
Verrey, F.	A10-2	Wojta, J.	S11-4 (O)
Vetešková, J.	D02-3	Wordie, S.	D03-1
Vicaut, E.	S06-3	Wray, S.	D03-3
Vician, M.	C03-2, S15-4 (O)	X	
Vidomanová, E.	D06-10	Xavier, L.	B09-1
Vidosovicova, M.	D08-3, D08-4, D08-5, D11-4	Xiong, Y.	A04-1
Vieira, H.	A02-12	Xu-Dubois, Y. C.	ST2-3
Viggiano, A.	S08-5 (O)	Y	
Vila, J. M.	C02-10, D02-4, D02-5	Yahyaoui, S.	C05-6
Vinetti, G.	A01-4	Yalcin, O.	D11-5
Vitale, A.	B09-9	Yaman, M. O.	C01-5
Vitovič, P.	C18-1	Yang, J.	A08-8
Vizuet, A.	B09-1	Yang, H.	D03-10
Vlková, B.	D03-12	Yang, Z.	A04-1, A10-2
Vlček, K.	S13-3	Yazgan, P.	S07-4 (O)
Vogler, B.	B09-6	Yegen, B.	D15-15
Voglova, K.	C03-2	Yelmen, N.	C01-5
Vokálová, L.	A04-11	Yepuri, G.	A04-1
Volf, I.	ST2-5		
von Frieling-Salewsky, M.	S10-4 (O)		

Yigit, A. A.	C04-3, D03-4	Z	
Yildirim, A.	D15-15	Zaletel, K.	A02-4
Yildiz, S.	A01-7, B01-9, B04-10, B04-9, C04-10, C04-11, D08-7, D11-9	Zarzoso, M.	B01-4, B01-5, B01-10, D01-3
Yilmaz, B.	B05-13, B09-12	Zavarzin, I.	C03-5
Yilmaz, F.	D01-2	Zbarcea, L.	A06-11
Yilmaz, S.	C05-11	Zbircea, E.	A01-1
Yilmaz Taşci, S.	C07-3	Zeman, M.	A01-3, C03-2, D02-2, S14-4 (O)
Yilmaz, U.	B04-7, B04-8, B09-5	Zemancikova, A.	D02-8
Yin, X.	B02-11	Zera, T.	A01-5
Yoldas, A.	A04-12, D15-12	Zeybek, U.	B04-8
Yorulmaz, H.	B04-6, D06-8	Zhou, Q.	S02-1
Yucel, B. P.	C05-13, ST2-4	Zibolen, M.	D06-3
Yuksel, B.	A07-1	Ziegler-Heitbrock, L.	S17-1
Yuksel, M.	D08-6, D15-15	Zila, I.	D06-7
Yildiz, M.	C05-5	Zivkovic, V.	C01-10, C01-7, C01-8, C01-9, D01-6
Yildiz, S.	C16-2	Zorec, R.	D03-13, S01-4 (O), S16-2, S16-5 (O)
		Zortul, H.	C07-9
		Zouaoui Boudjeltia, K.	S07-5 (O)
		Zouiten, L.	A07-2, A07-3
		Zrenner, E.	S18-1
		Zálešák, M.	C01-6
		Ž	
		Žera, T.	A01-8, A01-9

Euophysiology 2018

First of three international conferences by The Physiological Society, the Scandinavian Physiological Society, Deutsche Physiologische Gesellschaft & the Federation of European Physiological Societies

14–16 September 2018
The QEII Centre, London, UK



www.euophysiology2018.org

Deadline for symposia proposals: April 1, 2018

Call for Symposia

XIV European Meeting on
Glial Cells in Health and Disease
Porto | July 10–13, 2019

www.gliameeting.eu

	WEDNESDAY, 13 SEPTEMBER 2017				THURSDAY, 14 SEPTEMBER 2017	
	HALL C1	HALL C2	HALL A	HALL B	HALL C1	HALL C2
09:00 – 09:30					PLENARY LECTURE: Martin Biel	
09:30 – 10:00	EYPS					
10:00 – 10:30					POSTER SESSION A / BREAK	
10:30 – 11:00						
11:00 – 11:30	BREAK	TEACHING SYMPOSIUM			SYMPOSIUM 5:	SYMPOSIUM 6:
11:30 – 12:00	EYPS				Exhale nega- tivity-chloride currents in the cardiovascular system	Microvascular mechanisms under different pathophysiological conditions
12:00 – 12:30	LUNCH BREAK for EYPS & Teaching Symposium participants				<i>(Kindly supported by the SPS)</i>	
12:30 – 13:00						
13:00 – 13:30					LUNCH BREAK	
13:30 – 14:00	OPENING CEREMONY					
14:00 – 14:30	PLENARY LECTURE: "Rising star lecture", J.F. Maya-Vetencourt				SYMPOSIUM 9:	SYMPOSIUM 10:
14:30 – 15:00					Brute force and signaling: concepts in vascular mechanotrans- duction	Intracellular Ca ²⁺ -compartment- ments in cardiac physiology and disease
15:00 – 16:00	SYMPOSIUM 1:	SYMPOSIUM 2:	SYMPOSIUM 3:	SYMPOSIUM 4:	<i>(Kindly supported by the DPG)</i>	
16:00 – 17:00	Mitochondrial and cell membrane Ca ²⁺ and Na ⁺ signaling in health and disease <i>(Kindly supported by The Physiological Society (UK))</i>	Structure and function in islets of Langerhans in health and disease	Cerebrovascu- lar disorders: Pathophysiological and pharma- cological approaches	Current developments in the pulmonary circulation	POSTER SESSION B / BREAK	
17:00 – 17:15	BREAK				PUBLIC LECTURE: Bente Klarlund Pedersen	
17:15 – 18:00	FEPS KEYNOTE LECTURE: Marian Joëls (17:15–18:15)					
18:00 – 19:00						
19:30 – 20:00	RECEPTION AT THE VIENNA CITY HALL				CONGRESS DINNER	
20:00 – 21:00						
21:00 – 22:00						
22:00 – 23:00						

THURSDAY, 14 SEPTEMBER 2017		FRIDAY, 15 SEPTEMBER 2017				
HALL A	HALL B	HALL C1	HALL C2	HALL A	HALL B	
						09:00 – 09:30
		PLENARY LECTURE: Lora Heisler				09:30 – 10:00
POSTER SESSION A / BREAK		POSTER SESSION C / BREAK				10:00 – 10:30
						10:30 – 11:00
SYMPOSIUM 7:	SYMPOSIUM 8:	SYMPOSIUM 12:	SYMPOSIUM 13:	SYMPOSIUM 14:	SYMPOSIUM 15:	11:00 – 11:30
Recent advances in molecular physiology: metabolomics and beyond	Pain induced by local acidosis	Current trends in cell therapy for functional recovery of the diseased heart <i>(Kindly supported by the DPG)</i>	Place navigati- on in dynamic world in healthy and disordered brain	Cardiovascular oscillations: from signal to physiological interpretation	The cellular and molecular mechanisms controlling skeletal muscle plasticity	11:30 – 12:00
						12:00 – 12:30
						12:30 – 13:00
LUNCH BREAK		LUNCH BREAK				13:00 – 13:30
						13:30 – 14:00
SYMPOSIUM 11:	SHORTTALKS 1:	SYMPOSIUM 16:	SYMPOSIUM 17:	SYMPOSIUM 18:	SHORT TALKS 2:	14:00 – 14:30
Pancreas: Physiology and disease	High-rated abstracts	Exciting mechanisms of neuroglial excitability	Monocyte subsets in cardiovascular biology <i>(Kindly sup- ported by the AVBO)</i>	Retina Deger- neration: New technologies for the bionic retina	High-rated abstracts	14:30 – 15:00
						15:00 – 16:00
POSTER SESSION B / BREAK		POSTER SESSION D / BREAK				16:00 – 17:00
		PLENARY LECTURE: Barbara Demeneix				17:00 – 17:15
		CLOSING SESSION (18:00–18:15)				18:00 – 19:00
						19:00 – 20:00
CONGRESS DINNER						20:00 – 21:00
						21:00 – 22:00
						22:00 – 23:00



WORLD
PRECISION
INSTRUMENTS
Instrumenting scientific ideas

Get your Research on the fast lane with the new WPI tools

Force Measurements in Single Cells - Calcium and NADP(H) Measurements



Cell Tester System:

Perform muscle physiology tests on single, isolated, living cells

- Fits any inverted microscope
- Unique rotational stage, improves the experimental throughput
- Two integral piezo manipulators included
- Simultaneous use of the biofluorometer (not included) for tissue fluorescence

Biofluorometer:

Reliable, 2-channel, LED-based fluorometer
- Versatile instrument for horizontal tissue bath, Langendorff and microscope applications

- Can be combined with imaging based Sarcomere Detection System
- Automatic LED light drift correction
- Customized analysis techniques in WPI's MDAC data acquisition software

For more information please meet us at the FEPS 2017 Conference
or check at

www.wpi-europe.com

Germany +49 30 6188845 wpide@wpi-europe.com
UK +44 1462 424700 wpiuk@wpi-europe.com